

Around A Pound

TANDRAGEE 100

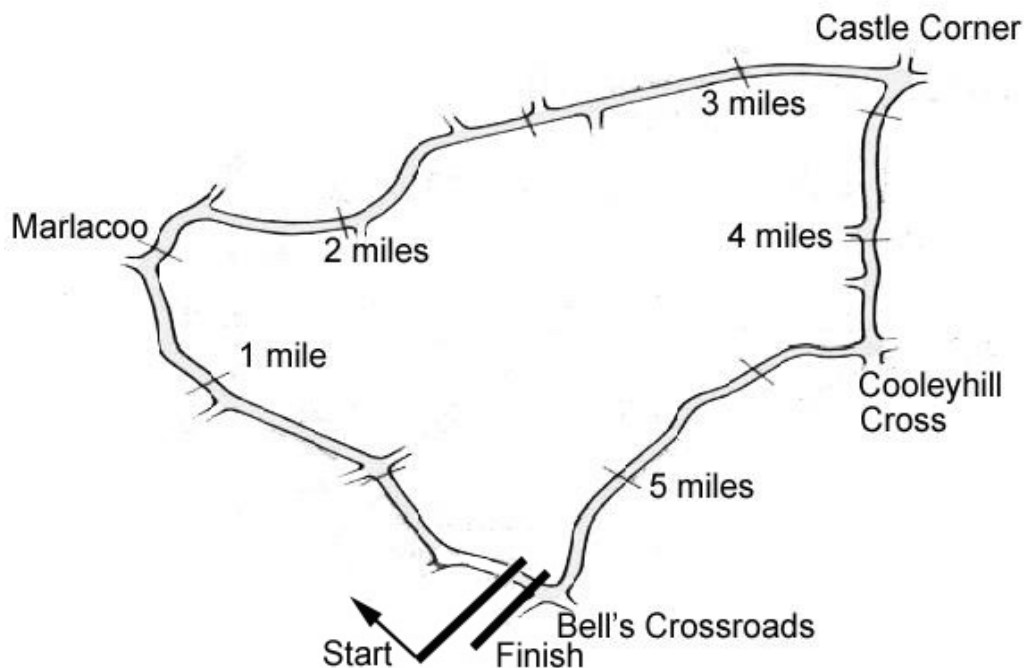
Friday 6th & Saturday 7th May 2011

promoted by North Armagh MC & CC
www.tandragee100.co.uk

TANDRAGEE CENTRA
SENIOR SUPPORT



Tandragee Circuit 5.34375 miles



LAP RECORDS

Class	Rider	Machine	m s	mph	Year
125cc	Robert Dunlop	Honda	3 19.38	96.487	1999
Moto 450	to be established				
250cc	Phillip McCallen	Honda	3 10.0	101.25	1991
Supersport 400	Dave Leach	Yamaha	3 20.0	96.19	1995
Supertwins	Ryan Farquhar	Kawasaki 650	3 22.556	94.974	2009*
Supersport	Cameron Donald	Honda	3 02.724	105.282	2007*
Open 1000cc	Cameron Donald	Honda	2 59.908	106.930	2007*
Senior Support	Victor Gilmore	Kawasaki 750	3 14.29	99.014	1999
Junior Support	Michael Dunlop	Yamaha 250	3 20.909	95.752	2006*
Classic 1000cc	Stewart Parkhill	BSA 750	3 29.69	91.74	1996
Classic 500cc	Bob Jackson	Norton	3 27.03	92.921	1998
Classic 350cc	Colin Rodgers	Honda	3 38.59	88.007	1999
Classic 250cc	Gary Long	Suzuki	3 42.23	86.566	1997

* lap records set with chicane in place at Lough Road

MOST WINS at TANDRAGEE 100

Joey Dunlop	18	1971 - 00
Brian Reid	14	1980 - 94
Ray McCullough	10	1971 - 82
Phillip McCallen	9	1988 - 99
Sam McClements	8	1981 - 89
Robert Dunlop	7	1985 - 06
Ryan Farquhar	7	1996 - 09

ALL TIME IRISH ROAD RACE WINNERS (after Cookstown 100 2011)

Most Wins at All Irish Road Race Meetings			Most Wins at Irish National Road Race Meetings		
1.	Ryan Farquhar	160 1995-11	1.	Ryan Farquhar	150 1995-11
2.	Joey Dunlop	156 1971-00	2.	Joey Dunlop	119 1971-00
3.	Robert Dunlop	135 1980-08	3.	Robert Dunlop	111 1980-08
4.	Ray McCullough	109 1960-82	4.	Ray McCullough	99 1960-82
	Phillip McCallen	109 1987-99	5.	Phillip McCallen	84 1987-99

AROUND A POUND TANDRAGEE 100

SENIOR SUPPORT


Controlled Practice

Friday, 06 May 2011



Pos	Class	No	Name	Machine / Sponsor	-----	Best Lap		On	Total Laps
					Time	Behind	Speed		
Free Practice Classification									
1	SSEN	97	William HARA	Suzuki 600 - New Look Blinds	4:33.288		70.393	4	4
2	SSEN	96	Stephen CARR	Kawasaki 600	4:33.567	0.279	70.321	4	4
3	SSEN	103	Reuben McPHEE	Yamaha 600 - N.J.T. Racing	4:36.757	3.469	69.510	2	4
4	SSEN	117	Gary MILLER	Suzuki 750	4:38.531	5.243	69.068	4	4
5	SSEN	46	Stephen WILSON	Suzuki 750	4:44.750	11.462	67.559	2	4
6	SSEN	11	John CAHILL	Suzuki 750	4:48.772	15.484	66.618	4	4
7	SSEN	21	Roy SCOTT	Suzuki 750	4:49.462	16.174	66.460	3	4
8	SSEN	176	James CHRISTIE	Yamaha 600	4:50.114	16.826	66.310	3	4
9	SSEN	106	Bernard DALY	Suzuki 750	4:51.088	17.800	66.088	4	4
10	SSEN	60	George SCOTT	Honda 600	4:51.537	18.249	65.986	4	4
11	SSEN	93	Ciaran O'CALLAGHAN	Yamaha 600 - Gripmax	4:51.738	18.450	65.941	3	4
12	SSEN	74	Rodney PATTON	Suzuki 600 - N.J.T. Racing	4:52.557	19.269	65.756	4	4
13	SSEN	14	Rodney LITTLE	Yamaha 600	4:59.456	26.168	64.241	2	4
14	SSEN	144	Yvonne MONTGOMERY	Suzuki 600	4:59.875	26.587	64.152	2	2
15	SSEN	192	Michael LARKIN	Yamaha 600	5:06.543	33.255	62.756	2	3
16	SSEN	57	Adrian LOGUE	Suzuki 750	5:44.544	1:11.256	55.835	1	1

Provisional result to be confirmed by the Stewards of the Meeting subject to completion of technical inspections & the time limit for protests

Track	Tandragee	Signed		Organising Club	North Armagh MC&CC
Length(miles)	5.3438 Lap 1 (5.2368)		Chief Timekeeper	Practice Started	20:04:27.089
Weather	Light Rain	Issued At:	20:28:23		
Track	Wet				



MCUI
Ulster Centre
Timing
www.elaps-timing.com



Powered by
e-Laps II
© 2008
Walter Marks

AROUND A POUND TANDRAGEE 100

SENIOR SUPPORT

Controlled Practice

Friday, 06 May 2011

DETAILED RESULT



Free Practice Classification

Position

1 97 William HARA

Behind

Best Time **4:33.288** Best Speed **70.393** On **4** Gp **a**

Lap	Elapsed Time	Lap Time	Lap Speed
1	5:34.221	5:34.221	56.407
2	10:40.416	5:06.195	62.828
3	15:28.048	4:47.632	66.882
4	20:01.336	4:33.288	70.393

2 96 Stephen CARR

Behind **0.279**

Best Time **4:33.567** Best Speed **70.321** On **4** Gp **a**

Lap	Elapsed Time	Lap Time	Lap Speed
1	5:37.426	5:37.426	55.871
2	10:38.944	5:01.518	63.802
3	15:13.903	4:34.959	69.965
4	19:47.470	4:33.567	70.321

3 103 Reuben McPHEE

Behind **3.469**

Best Time **4:36.757** Best Speed **69.510** On **2** Gp **a**

Lap	Elapsed Time	Lap Time	Lap Speed
1	5:19.006	5:19.006	59.097
2	9:55.763	4:36.757	69.510
3	14:45.712	4:49.949	66.348
4	19:38.062	4:52.350	65.803

4 117 Gary MILLER

Behind **5.243**

Best Time **4:38.531** Best Speed **69.068** On **4** Gp **a**

Lap	Elapsed Time	Lap Time	Lap Speed
1	4:55.998	4:55.998	63.691
2	9:54.181	4:58.183	64.516
3	14:57.184	5:03.003	63.489
4	19:35.715	4:38.531	69.068

5 46 Stephen WILSON

Behind **11.462**

Best Time **4:44.750** Best Speed **67.559** On **2** Gp **a**

Lap	Elapsed Time	Lap Time	Lap Speed
1	5:23.537	5:23.537	58.269
2	10:08.287	4:44.750	67.559
3	14:53.498	4:45.211	67.450
4	19:39.217	4:45.719	67.330

Free Practice Classification

Position

6 11 John CAHILL

Behind **15.484**

Best Time **4:48.772** Best Speed **66.618** On **4** Gp **a**

Lap	Elapsed Time	Lap Time	Lap Speed
1	5:02.346	5:02.346	62.353
2	9:58.458	4:56.112	64.967
3	14:51.789	4:53.331	65.583
4	19:40.561	4:48.772	66.618

7 21 Roy SCOTT

Behind **16.174**

Best Time **4:49.462** Best Speed **66.460** On **3** Gp **a**

Lap	Elapsed Time	Lap Time	Lap Speed
1	4:59.882	4:59.882	62.866
2	9:55.238	4:55.356	65.133
3	14:44.700	4:49.462	66.460
4	19:37.078	4:52.378	65.797

8 176 James CHRISTIE

Behind **16.826**

Best Time **4:50.114** Best Speed **66.310** On **3** Gp **a**

Lap	Elapsed Time	Lap Time	Lap Speed
1	5:01.636	5:01.636	62.500
2	9:57.171	4:55.535	65.094
3	14:47.285	4:50.114	66.310
4	19:42.378	4:55.093	65.191

9 106 Bernard DALY

Behind **17.800**

Best Time **4:51.088** Best Speed **66.088** On **4** Gp **a**

Lap	Elapsed Time	Lap Time	Lap Speed
1	4:57.236	4:57.236	63.425
2	9:52.696	4:55.460	65.110
3	14:43.803	4:51.107	66.084
4	19:34.891	4:51.088	66.088

10 60 George SCOTT

Behind **18.249**

Best Time **4:51.537** Best Speed **65.986** On **4** Gp **a**

Lap	Elapsed Time	Lap Time	Lap Speed
1	4:58.275	4:58.275	63.204
2	9:50.850	4:52.575	65.752
3	14:42.557	4:51.707	65.948
4	19:34.094	4:51.537	65.986

AROUND A POUND TANDRAGEE 100

SENIOR SUPPORT

Controlled Practice

Friday, 06 May 2011

DETAILED RESULT



Free Practice Classification

Position

11 93 Ciaran O'CALLAGHAN

Behind 18.450

Best Time 4:51.738 Best Speed 65.941 On 3 Gp a

Lap	Elapsed Time	Lap Time	Lap Speed
1	4:55.195	4:55.195	63.864
2	9:51.438	4:56.243	64.938
3	14:43.176	4:51.738	65.941
4	19:35.364	4:52.188	65.839

12 74 Rodney PATTON

Behind 19.269

Best Time 4:52.557 Best Speed 65.756 On 4 Gp a

Lap	Elapsed Time	Lap Time	Lap Speed
1	4:56.874	4:56.874	63.503
2	9:51.998	4:55.124	65.184
3	14:45.989	4:53.991	65.436
4	19:38.546	4:52.557	65.756

13 14 Rodney LITTLE

Behind 26.168

Best Time 4:59.456 Best Speed 64.241 On 2 Gp a

Lap	Elapsed Time	Lap Time	Lap Speed
1	5:26.023	5:26.023	57.825
2	10:25.479	4:59.456	64.241
3	15:30.935	5:05.456	62.980
4	20:31.062	5:00.127	64.098

14 144 Yvonne MONTGOMERY

Behind 26.587

Best Time 4:59.875 Best Speed 64.152 On 2 Gp a

Lap	Elapsed Time	Lap Time	Lap Speed
1	5:22.653	5:22.653	58.429
2	10:22.528	4:59.875	64.152

15 192 Michael LARKIN

Behind 33.255

Best Time 5:06.543 Best Speed 62.756 On 2 Gp a

Lap	Elapsed Time	Lap Time	Lap Speed
1	5:33.285	5:33.285	56.565
2	10:39.828	5:06.543	62.756
3	16:05.863	5:26.035	59.004

Free Practice Classification

Position

16 57 Adrian LOGUE

Behind 1:11.256

Best Time 5:44.544 Best Speed 55.835 On 1 Gp a

Lap	Elapsed Time	Lap Time	Lap Speed
1	5:44.544	5:44.544	54.717

AROUND A POUND TANDRAGEE 100

SENIOR SUPPORT

Tandragee 5.344 Miles

R6: Tandragee Centra Senior Support Race

07/05/2011 14:45

Race (6 Laps)

Race 6 - SENIOR SUPPORT

11	84 A	96 B	
10		21 A	46 B
9	144 A	176 B	18 C
8	B	14 A	128 B
7	93 A	57 B	44 C
<hr/>			
6			
5	10 A	60 B	81 C
4		192 A	11 B
3	8 A	103 B	74 C
2	A	97 A	78 B
1	113 A POLE POSITION	117 B	106 C



AROUND A POUND TANDRAGEE 100

SENIOR SUPPORT

Race 6 - Tandragee Centra Senior Support

Saturday, 07 May 2011



Pos	Class	No	Name	Machine / Sponsor	Gp	Laps	Total Time	Behind	Speed	-----Best Lap-----	
										Time	Speed

Race Classification

1	SSEN	117	Gary MILLER	Suzuki 750	a	4	13:50.439		92.198	3:24.444	94.097	2
2	SSEN	78	Mark SHIELS	Suzuki 750	a	4	14:02.284	11.845	90.901	3:28.748	92.157	4
3	SSEN	103	Reuben McPHEE	Yamaha 600 - N.J.T. Racing	a	4	14:02.789	12.350	90.847	3:28.338	92.338	4
4	SSEN	57	Adrian LOGUE	Suzuki 750	b	4	14:05.294	14.855	90.578	3:26.700	93.070	4
5	SSEN	106	Bernard DALY	Suzuki 750	a	4	14:09.760	19.321	90.102	3:29.977	91.617	4
6	SSEN	97	William HARA	Suzuki 600 - New Look Blinds	a	4	14:10.583	20.144	90.014	3:28.875	92.101	4
7	SSEN	74	Rodney PATTON	Suzuki 600 - N.J.T. Racing	a	4	14:18.623	28.184	89.172	3:33.786	89.985	2
8	SSEN	60	George SCOTT	Honda 600	a	4	14:20.966	30.527	88.929	3:28.992	92.049	4
9	SSEN	21	Roy SCOTT	Suzuki 750	b	4	14:22.203	31.764	88.801	3:29.932	91.637	4
10	SSEN	84	Paddy WOODSIDE	Suzuki 750	b	4	14:23.146	32.707	88.704	3:32.122	90.691	4
11	SSEN	176	James CHRISTIE	Yamaha 600	b	4	14:29.527	39.088	88.053	3:34.065	89.868	3
12	SSEN	46	Stephen WILSON	Suzuki 750	b	4	14:31.146	40.707	87.890	3:34.063	89.868	3
13	SSEN	11	John CAHILL	Suzuki 750	a	4	14:49.842	59.403	86.043	3:37.380	88.497	3
14	SSEN	81	Julian KIRK	Yamaha 600	a	4	14:57.506	1:07.067	85.308	3:39.775	87.533	4
15	SSEN	8	Mark LARKIN	Honda 600	a	4	15:03.864	1:13.425	84.708	3:43.502	86.073	4
16	SSEN	96	Stephen CARR	Kawasaki 600	b	4	15:07.260	1:16.821	84.391	3:41.852	86.713	4
17	SSEN	14	Rodney LITTLE	Yamaha 600	b	4	15:16.975	1:26.536	83.497	3:45.364	85.362	4
18	SSEN	192	Michael LARKIN	Yamaha 600	a	4	15:25.545	1:35.106	82.724	3:48.851	84.061	2
19	SSEN	144	Yvonne MONTGOMERY	Suzuki 600	b	4	15:48.481	1:58.042	80.724	3:55.140	81.813	4


Fastest Lap

SSEN	117	Gary MILLER	Suzuki 750	a						3:24.444	94.097	2
------	-----	-------------	------------	---	--	--	--	--	--	----------	--------	---

Not Classified

DNF	SSEN	113	Ronan PENTONY	Suzuki 750	a	2	6:52.954	2 Laps	92.237	3:25.695	93.524	2
-----	------	-----	---------------	------------	---	---	----------	--------	--------	----------	--------	---

Provisional result to be confirmed by the Stewards of the Meeting subject to completion of technical inspections & the time limit for protests

Track	Tandragee	Signed		Organising Club	North Armagh MC&CC
Length(miles)	5.3438 Lap 1 (5.2368)		Chief Timekeeper	Warmup Started	
Weather	Cloudy			Race Started	14:29:27.795
Track	Dry	Issued At:	14:46:11	Gp Time Diff - b	28.34



MCUI
Ulster Centre
Timing
www.elaps-timing.com



Powered by
e-Laps II
© 2008
Walter Marks

AROUND A POUND TANDRAGEE 100

SENIOR SUPPORT

Race 6 - Tandragee Centra Senior Support

Saturday, 07 May 2011

DETAILED RESULT



Race Classification

1 117 Gary MILLER

Total Time **13:50.439** Avg Speed **92.198** Behind
Best Time **3:24.444** Best Speed **94.097** On 2 Gp a

Lap	Elapsed Time	Lap Time	Lap Speed
1	3:27.316	3:27.316	90.935
2	6:51.760	3:24.444	94.097
3	10:24.535	3:32.775	90.412
4	13:50.439	3:25.904	93.429

2 78 Mark SHIELS

Total Time **14:02.284** Avg Speed **90.901** Behind **11.845**
Best Time **3:28.748** Best Speed **92.157** On 4 Gp a

Lap	Elapsed Time	Lap Time	Lap Speed
1	3:31.405	3:31.405	89.176
2	7:02.847	3:31.442	90.982
3	10:33.536	3:30.689	91.308
4	14:02.284	3:28.748	92.157

3 103 Reuben McPHEE

Total Time **14:02.789** Avg Speed **90.847** Behind **12.350**
Best Time **3:28.338** Best Speed **92.338** On 4 Gp a

Lap	Elapsed Time	Lap Time	Lap Speed
1	3:35.328	3:35.328	87.552
2	7:05.672	3:30.344	91.457
3	10:34.451	3:28.779	92.143
4	14:02.789	3:28.338	92.338

4 57 Adrian LOGUE

Total Time **14:05.294** Avg Speed **90.578** Behind **14.855**
Best Time **3:26.700** Best Speed **93.070** On 4 Gp b

Lap	Elapsed Time	Lap Time	Lap Speed
1	3:32.587	3:32.587	88.680
2	7:06.455	3:33.868	89.950
3	10:38.594	3:32.139	90.683
4	14:05.294	3:26.700	93.070

5 106 Bernard DALY

Total Time **14:09.760** Avg Speed **90.102** Behind **19.321**
Best Time **3:29.977** Best Speed **91.617** On 4 Gp a

Lap	Elapsed Time	Lap Time	Lap Speed
1	3:34.236	3:34.236	87.998
2	7:08.426	3:34.190	89.815
3	10:39.783	3:31.357	91.019
4	14:09.760	3:29.977	91.617

Race Classification

6 97 William HARA

Total Time **14:10.583** Avg Speed **90.014** Behind **20.144**
Best Time **3:28.875** Best Speed **92.101** On 4 Gp a

Lap	Elapsed Time	Lap Time	Lap Speed
1	3:35.562	3:35.562	87.457
2	7:09.277	3:33.715	90.015
3	10:41.708	3:32.431	90.559
4	14:10.583	3:28.875	92.101

7 74 Rodney PATTON

Total Time **14:18.623** Avg Speed **89.172** Behind **28.184**
Best Time **3:33.786** Best Speed **89.985** On 2 Gp a

Lap	Elapsed Time	Lap Time	Lap Speed
1	3:36.007	3:36.007	87.276
2	7:09.793	3:33.786	89.985
3	10:43.721	3:33.928	89.925
4	14:18.623	3:34.902	89.518

8 60 George SCOTT

Total Time **14:20.966** Avg Speed **88.929** Behind **30.527**
Best Time **3:28.992** Best Speed **92.049** On 4 Gp a

Lap	Elapsed Time	Lap Time	Lap Speed
1	3:49.071	3:49.071	82.299
2	7:21.218	3:32.147	90.680
3	10:51.974	3:30.756	91.279
4	14:20.966	3:28.992	92.049

9 21 Roy SCOTT

Total Time **14:22.203** Avg Speed **88.801** Behind **31.764**
Best Time **3:29.932** Best Speed **91.637** On 4 Gp b

Lap	Elapsed Time	Lap Time	Lap Speed
1	3:41.353	3:41.353	85.168
2	7:17.274	3:35.921	89.095
3	10:52.271	3:34.997	89.478
4	14:22.203	3:29.932	91.637

10 84 Paddy WOODSIDE

Total Time **14:23.146** Avg Speed **88.704** Behind **32.707**
Best Time **3:32.122** Best Speed **90.691** On 4 Gp b

Lap	Elapsed Time	Lap Time	Lap Speed
1	3:42.416	3:42.416	84.761
2	7:14.997	3:32.581	90.495
3	10:51.024	3:36.027	89.051
4	14:23.146	3:32.122	90.691



MCUI
Ulster Centre
Timing
www.elaps-timing.com



Powered by
e-Laps II
© 2008
Walter Marks

AROUND A POUND TANDRAGEE 100

SENIOR SUPPORT

Race 6 - Tandragee Centra Senior Support

Saturday, 07 May 2011

DETAILED RESULT



Race Classification

11 176 James CHRISTIE

Total Time **14:29.527** Avg Speed **88.053** Behind **39.088**
Best Time **3:34.065** Best Speed **89.868** On **3** Gp **b**

Lap	Elapsed Time	Lap Time	Lap Speed
1	3:44.163	3:44.163	84.101
2	7:19.486	3:35.323	89.343
3	10:53.551	3:34.065	89.868
4	14:29.527	3:35.976	89.072

12 46 Stephen WILSON

Total Time **14:31.146** Avg Speed **87.890** Behind **40.707**
Best Time **3:34.063** Best Speed **89.868** On **3** Gp **b**

Lap	Elapsed Time	Lap Time	Lap Speed
1	3:43.421	3:43.421	84.380
2	7:18.232	3:34.811	89.555
3	10:52.295	3:34.063	89.868
4	14:31.146	3:38.851	87.902

13 11 John CAHILL

Total Time **14:49.842** Avg Speed **86.043** Behind **59.403**
Best Time **3:37.380** Best Speed **88.497** On **3** Gp **a**

Lap	Elapsed Time	Lap Time	Lap Speed
1	3:49.369	3:49.369	82.192
2	7:33.868	3:44.499	85.691
3	11:11.248	3:37.380	88.497
4	14:49.842	3:38.594	88.006

14 81 Julian KIRK

Total Time **14:57.506** Avg Speed **85.308** Behind **1:07.067**
Best Time **3:39.775** Best Speed **87.533** On **4** Gp **a**

Lap	Elapsed Time	Lap Time	Lap Speed
1	3:49.808	3:49.808	82.035
2	7:36.536	3:46.728	84.848
3	11:17.731	3:41.195	86.971
4	14:57.506	3:39.775	87.533

15 8 Mark LARKIN

Total Time **15:03.864** Avg Speed **84.708** Behind **1:13.425**
Best Time **3:43.502** Best Speed **86.073** On **4** Gp **a**

Lap	Elapsed Time	Lap Time	Lap Speed
1	3:48.814	3:48.814	82.391
2	7:36.085	3:47.271	84.646
3	11:20.362	3:44.277	85.776
4	15:03.864	3:43.502	86.073

Race Classification

16 96 Stephen CARR

Total Time **15:07.260** Avg Speed **84.391** Behind **1:16.821**
Best Time **3:41.852** Best Speed **86.713** On **4** Gp **b**

Lap	Elapsed Time	Lap Time	Lap Speed
1	3:54.005	3:54.005	80.564
2	7:40.994	3:46.989	84.751
3	11:25.408	3:44.414	85.723
4	15:07.260	3:41.852	86.713

17 14 Rodney LITTLE

Total Time **15:16.975** Avg Speed **83.497** Behind **1:26.536**
Best Time **3:45.364** Best Speed **85.362** On **4** Gp **b**

Lap	Elapsed Time	Lap Time	Lap Speed
1	3:53.622	3:53.622	80.696
2	7:44.109	3:50.487	83.465
3	11:31.611	3:47.502	84.560
4	15:16.975	3:45.364	85.362

18 192 Michael LARKIN

Total Time **15:25.545** Avg Speed **82.724** Behind **1:35.106**
Best Time **3:48.851** Best Speed **84.061** On **2** Gp **a**

Lap	Elapsed Time	Lap Time	Lap Speed
1	3:51.577	3:51.577	81.408
2	7:40.428	3:48.851	84.061
3	11:31.717	3:51.289	83.175
4	15:25.545	3:53.828	82.272

19 144 Yvonne MONTGOMERY

Total Time **15:48.481** Avg Speed **80.724** Behind **1:58.022**
Best Time **3:55.140** Best Speed **81.813** On **4** Gp **b**

Lap	Elapsed Time	Lap Time	Lap Speed
1	3:59.186	3:59.186	78.819
2	7:55.702	3:56.516	81.337
3	11:53.341	3:57.639	80.953
4	15:48.481	3:55.140	81.813

Not Classified

DNF 113 Ronan PENTONY

Total Time **6:52.954** Avg Speed **92.237** Behind **2 Laps**
Best Time **3:25.695** Best Speed **93.524** On **2** Gp **a**

Lap	Elapsed Time	Lap Time	Lap Speed
1	3:27.259	3:27.259	90.960
2	6:52.954	3:25.695	93.524



MCUI
Ulster Centre
Timing
www.elaps-timing.com



Powered by
e-Laps II
© 2008
Walter Marks

AROUND A POUND TANDRAGEE 100

SENIOR SUPPORT

Race 6 - Tandragee Centra Senior Support

LAP CHART

**1**

No	Name	G	Elapsed Time	Lap Time
113	Ronan PENTONY	a	3:27.259	3:27.259
117	Gary MILLER	a	3:27.316	3:27.316
78	Mark SHIELS	a	3:31.405	3:31.405
57	Adrian LOGUE	b	3:32.587	3:32.587
106	Bernard DALY	a	3:34.236	3:34.236
103	Reuben McPHEE	a	3:35.328	3:35.328
97	William HARA	a	3:35.562	3:35.562
74	Rodney PATTON	a	3:36.007	3:36.007
21	Roy SCOTT	b	3:41.353	3:41.353
84	Paddy WOODSIDE	b	3:42.416	3:42.416
46	Stephen WILSON	b	3:43.421	3:43.421
176	James CHRISTIE	b	3:44.163	3:44.163
8	Mark LARKIN	a	3:48.814	3:48.814
60	George SCOTT	a	3:49.071	3:49.071
11	John CAHILL	a	3:49.369	3:49.369
81	Julian KIRK	a	3:49.808	3:49.808
192	Michael LARKIN	a	3:51.577	3:51.577
14	Rodney LITTLE	b	3:53.622	3:53.622
96	Stephen CARR	b	3:54.005	3:54.005
144	Yvonne MONTGOMERY	b	3:59.186	3:59.186

2

No	Name	G	Elapsed Time	Lap Time
117	Gary MILLER	a	6:51.760	3:24.444
113	Ronan PENTONY	a	6:52.954	3:25.695
78	Mark SHIELS	a	7:02.847	3:31.442
103	Reuben McPHEE	a	7:05.672	3:30.344
57	Adrian LOGUE	b	7:06.455	3:33.868
106	Bernard DALY	a	7:08.426	3:34.190
97	William HARA	a	7:09.277	3:33.715
74	Rodney PATTON	a	7:09.793	3:33.786
84	Paddy WOODSIDE	b	7:14.997	3:32.581
21	Roy SCOTT	b	7:17.274	3:35.921
46	Stephen WILSON	b	7:18.232	3:34.811
176	James CHRISTIE	b	7:19.486	3:35.323
60	George SCOTT	a	7:21.218	3:32.147
11	John CAHILL	a	7:33.868	3:44.499
8	Mark LARKIN	a	7:36.085	3:47.271
81	Julian KIRK	a	7:36.536	3:46.728
192	Michael LARKIN	a	7:40.428	3:48.851
96	Stephen CARR	b	7:40.994	3:46.989
14	Rodney LITTLE	b	7:44.109	3:50.487
144	Yvonne MONTGOMERY	b	7:55.702	3:56.516

3

No	Name	G	Elapsed Time	Lap Time
117	Gary MILLER	a	10:24.535	3:32.775
78	Mark SHIELS	a	10:33.536	3:30.689
103	Reuben McPHEE	a	10:34.451	3:28.779
57	Adrian LOGUE	b	10:38.594	3:32.139
106	Bernard DALY	a	10:39.783	3:31.357
97	William HARA	a	10:41.708	3:32.431
74	Rodney PATTON	a	10:43.721	3:33.928
84	Paddy WOODSIDE	b	10:51.024	3:36.027
60	George SCOTT	a	10:51.974	3:30.756
21	Roy SCOTT	b	10:52.271	3:34.997
46	Stephen WILSON	b	10:52.295	3:34.063
176	James CHRISTIE	b	10:53.551	3:34.065
11	John CAHILL	a	11:11.248	3:37.380
81	Julian KIRK	a	11:17.731	3:41.195
8	Mark LARKIN	a	11:20.362	3:44.277
96	Stephen CARR	b	11:25.408	3:44.414
14	Rodney LITTLE	b	11:31.611	3:47.502
192	Michael LARKIN	a	11:31.717	3:51.289
144	Yvonne MONTGOMERY	b	11:53.341	3:57.639

4

No	Name	G	Elapsed Time	Lap Time
117	Gary MILLER	a	13:50.439	3:25.904
78	Mark SHIELS	a	14:02.284	3:28.748
103	Reuben McPHEE	a	14:02.789	3:28.338
57	Adrian LOGUE	b	14:05.294	3:26.700
106	Bernard DALY	a	14:09.760	3:29.977
97	William HARA	a	14:10.583	3:28.875
74	Rodney PATTON	a	14:18.623	3:34.902
60	George SCOTT	a	14:20.966	3:28.992
21	Roy SCOTT	b	14:22.203	3:29.932
84	Paddy WOODSIDE	b	14:23.146	3:32.122
176	James CHRISTIE	b	14:29.527	3:35.976
46	Stephen WILSON	b	14:31.146	3:38.851
11	John CAHILL	a	14:49.842	3:38.594
81	Julian KIRK	a	14:57.506	3:39.775
8	Mark LARKIN	a	15:03.864	3:43.502
96	Stephen CARR	b	15:07.260	3:41.852
14	Rodney LITTLE	b	15:16.975	3:45.364
192	Michael LARKIN	a	15:25.545	3:53.828
144	Yvonne MONTGOMERY	b	15:48.481	3:55.140

IRISH ROAD RACE SENIOR SUPPORT (subject to confirmation)

2011

Pos	No.	Name	Total	Diff	Gap	#1 #2	
						R1	R1
1	117	Gary MILLER	41	0	0	16	25
2	78	Mark SHIELS	28	13	13	8	20
3	113	Ronan PENTONY	25	16	3	25	x
4	103	Reuben McPHEE	23	18	2	7	16
5	106	Bernard DALY	22	19	1	11	11
6	111	Callum LAIDLAW	20	21	2	20	x
7	97	William HARA	20	21	0	10	10
8	57	Adrian LOGUE	13	28	7	x	13
9	116	Robbie LYALL	13	28	0	13	x
10	174	Rodney PATTON	13	28	0	4	9
11	95	Robert GORDON	9	32	4	9	x
12	60	George SCOTT	8	33	1	x	8
13	84	Paddy WOODSIDE	7	34	1	x	7
14	43	Neil VICARS	6	35	1	6	x
15	176	James CHRISTIE	6	35	0	x	6
16	41	Nige REA	5	36	1	5	x
17	46	Stephen WILSON	5	36	0	x	5
18	11	John CAHILL	5	36	0	1	4
19	21	Roy SCOTT	3	38	2	x	3
20	91	Neil LYONS	3	38	0	3	x
21	8	Mark LARKIN	3	38	0	2	1
22	81	Julian KIRK	2	39	1	x	2

Event Legend

#1 29/04/2011 ROYAL HOTEL & BRAESIDE COOKSTOWN 100

#2 06/05/2011 AROUND A POUND TANDRAGEE 100

ULSTER ROAD RACE SENIOR SUPPORT (subject to confirmation)

2011

Pos	No.	Name	Total	Diff	Gap	#1 #2	
						R1	R1
1	117	Gary MILLER	41	0	0	16	25
2	78	Mark SHIELS	28	13	13	8	20
3	113	Ronan PENTONY	25	16	3	25	x
4	103	Reuben McPHEE	23	18	2	7	16
5	106	Bernard DALY	22	19	1	11	11
6	111	Callum LAIDLAW	20	21	2	20	x
7	97	William HARA	20	21	0	10	10
8	57	Adrian LOGUE	13	28	7	x	13
9	116	Robbie LYALL	13	28	0	13	x
10	174	Rodney PATTON	13	28	0	4	9
11	95	Robert GORDON	9	32	4	9	x
12	60	George SCOTT	8	33	1	x	8
13	84	Paddy WOODSIDE	7	34	1	x	7
14	43	Neil VICARS	6	35	1	6	x
15	176	James CHRISTIE	6	35	0	x	6
16	41	Nige REA	5	36	1	5	x
17	46	Stephen WILSON	5	36	0	x	5
18	11	John CAHILL	5	36	0	1	4
19	21	Roy SCOTT	3	38	2	x	3
20	91	Neil LYONS	3	38	0	3	x
21	8	Mark LARKIN	3	38	0	2	1
22	81	Julian KIRK	2	39	1	x	2

Event Legend

#1 29/04/2011 ROYAL HOTEL & BRAESIDE COOKSTOWN 100

#2 06/05/2011 AROUND A POUND TANDRAGEE 100