



Royal Hotel
& BRAESIDE

COOKSTOWN 100


Friday 29th & Saturday 30th April 2011

promoted by Cookstown & District MCC
www.cookstown100.com

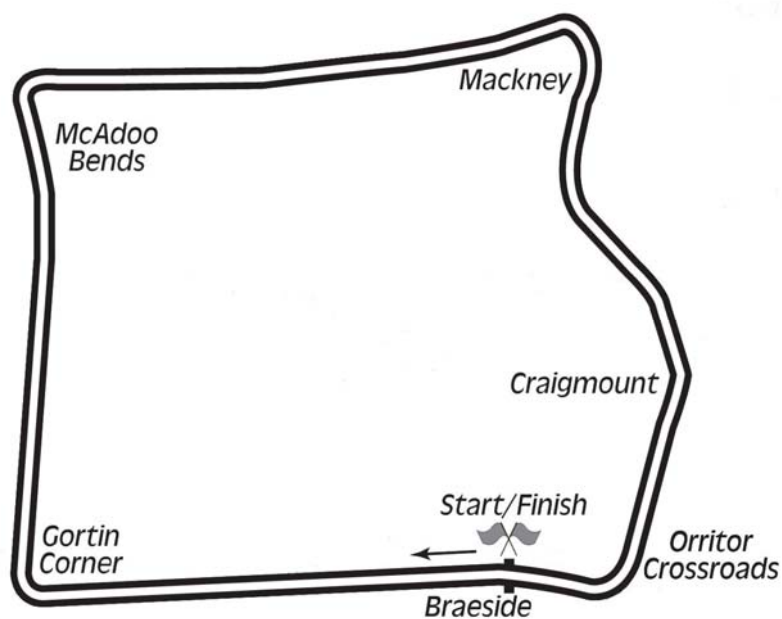
DISCOUNT STORES



SENIOR SUPPORT A & B



Orritor Circuit 2.1 miles



LAP RECORDS

Class	Rider	Machine	m s	mph	Year
125cc	William Dunlop	Honda	1 34.755	79.785	2010
Moto 450	to be established				
250cc	William Dunlop	Honda	1 29.658	84.320	2009
Supersport 400	Ryan Farquhar	Kawasaki	1 36.97	77.962	2003
Supertwins	Ryan Farquhar	Kawasaki 650	1 32.665	81.584	2010
Supersport	Keith Amor	Honda	1 25.144	88.791	2009
Open 1000cc	Ryan Farquhar	Kawasaki	1 23.250	90.811	2010
Senior Support	Gary Robinson	Yamaha 600	1 29.956	84.041	2007
Junior Support	Michael Dunlop	Yamaha 250	1 36.181	78.602	2006
Classic 1000cc	Wattie Brown	Norton 920	1 40.273	75.394	2006
Classic 500cc	Neill McWhirter	Norton	1 41.491	74.489	2010
Classic 350cc	Paul Coward	Honda	1 43.421	73.099	2004
Classic 250cc	Geoff McMullan	Suzuki	1 47.294	70.461	2006

MOST WINS at COOKSTOWN 100

Ryan Farquhar	17	1996 - 10
Ray McCullough	14	1967 - 79
Joey Dunlop	11	1977 - 98
Robert Dunlop	11	1985 - 08
Phillip McCallen	10	1987 - 96
Courtney Junk	8	1974 - 83
Mervyn Elwood	8	1987 - 97

ALL TIME IRISH ROAD RACE WINNERS (after Killalane 2010)

Most Wins at All Irish Road Race Meetings

1. Joey Dunlop	156	1971-00
2. Ryan Farquhar	155	1995-10
3. Robert Dunlop	135	1980-08
4. Ray McCullough	109	1960-82
Phillip McCallen	109	1987-99

Most Wins at Irish National Road Race Meetings

1. Ryan Farquhar	145	1995-10
2. Joey Dunlop	119	1971-00
3. Robert Dunlop	111	1980-08
4. Ray McCullough	99	1960-82
5. Phillip McCallen	84	1987-99




SENIOR SUPPORT

Group A Qualifying

Friday, 29 April 2011

Pos	Class	No	Name	Machine / Sponsor	----- Best Lap -----			On	Laps
					Time	Behind	Speed		
Qualifying Classification									
1	SSEN	43	Neil VICARS	Honda 600	1:36.766		78.127	3	4
2	SSEN	30	Aron HATCH	Yamaha 600	1:38.058	1.292	77.097	4	4
3	SSEN	41	Nige REA	Yamaha 600	1:38.497	1.731	76.754	2	4
4	SSEN	91	Neil LYONS	Suzuki 750 - DDRRSC	1:39.377	2.611	76.074	4	4
5	SSEN	11	John CAHILL	Suzuki 750	1:39.514	2.748	75.969	3	4
6	SSEN	8	Mark LARKIN	Honda 600	1:39.850	3.084	75.714	4	4
7	SSEN	60	George SCOTT	Honda 600	1:40.033	3.267	75.575	4	4
8	SSEN	78	Mark SHIELS	Suzuki 750	1:40.181	3.415	75.463	3	4
9	SSEN	81	Julian KIRK	Yamaha 600	1:40.324	3.558	75.356	4	4
10	SSEN	47	David BLACK	Suzuki 600	1:41.222	4.456	74.687	4	4
11	SSEN	93	Ciaran O CALLAGHAN	Yamaha 600 - Gripmax	1:41.414	4.648	74.546	3	4
12	SSEN	87	Ian SIMPSON	Yamaha 600	1:41.796	5.030	74.266	3	4
13	SSEN	44	Mick JORDAN	Honda 600	1:42.774	6.008	73.559	3	4
14	SSEN	14	Rodney LITTLE	Yamaha 600	1:44.640	7.874	72.248	4	4
15	SSEN	82	Conor TOTTEN	Honda 600	1:44.931	8.165	72.047	2	4
16	SSEN	57	Adrian LOGUE	Suzuki 750	1:48.573	11.807	69.631	4	4
17	SSEN	18	Stuart ROBB	Honda 600 - Moto World	1:49.470	12.704	69.060	4	4

These Results are provisional and are subject to ratification by the Stewards of the Meeting.

Track	Orritor	Signed		Organising Club	Cookstown & District MCC
Length(miles)	2.1000	Chief Timekeeper		Qualifying Started	18:12:25.416
Weather	Sunny, 18°C, 56%RH	Issued At:	18:23:12		
Track	Dry, 23°C				



MCUI
Ulster Centre
Timing
www.elaps-timing.com



Powered by
e-Laps II
© 2008
Walter Marks



SENIOR SUPPORT

Group A Qualifying

Friday, 29 April 2011

DETAILED RESULT

Qualifying Classification

Position

1 43 Neil VICARS

Behind

Best Time **1:36.766** Best Speed **78.127** On **3** Gp **a**

Lap	Elapsed Time	Lap Time	Lap Speed
1	2:06.363	2:06.363	59.828
2	3:45.302	1:38.939	76.411
3	5:22.068	1:36.766	78.127
4	6:59.196	1:37.128	77.835

2 30 Aron HATCH

Behind **1.292**

Best Time **1:38.058** Best Speed **77.097** On **4** Gp **a**

Lap	Elapsed Time	Lap Time	Lap Speed
1	2:37.335	2:37.335	48.050
2	4:16.176	1:38.841	76.486
3	5:55.487	1:39.311	76.124
4	7:33.545	1:38.058	77.097

3 41 Nige REA

Behind **1.731**

Best Time **1:38.497** Best Speed **76.754** On **2** Gp **a**

Lap	Elapsed Time	Lap Time	Lap Speed
1	2:18.593	2:18.593	54.548
2	3:57.090	1:38.497	76.754
3	5:36.735	1:39.645	75.869
4	7:15.432	1:38.697	76.598

4 91 Neil LYONS

Behind **2.611**

Best Time **1:39.377** Best Speed **76.074** On **4** Gp **a**

Lap	Elapsed Time	Lap Time	Lap Speed
1	2:12.254	2:12.254	57.163
2	3:55.768	1:43.514	73.034
3	5:40.388	1:44.620	72.262
4	7:19.765	1:39.377	76.074

5 11 John CAHILL

Behind **2.748**

Best Time **1:39.514** Best Speed **75.969** On **3** Gp **a**

Lap	Elapsed Time	Lap Time	Lap Speed
1	1:55.893	1:55.893	65.233
2	3:37.287	1:41.394	74.561
3	5:16.801	1:39.514	75.969
4	6:56.804	1:40.003	75.598

Qualifying Classification

Position

6 8 Mark LARKIN

Behind **3.084**

Best Time **1:39.850** Best Speed **75.714** On **4** Gp **a**

Lap	Elapsed Time	Lap Time	Lap Speed
1	2:11.087	2:11.087	57.672
2	3:55.035	1:43.948	72.729
3	5:35.705	1:40.670	75.097
4	7:15.555	1:39.850	75.714

7 60 George SCOTT

Behind **3.267**

Best Time **1:40.033** Best Speed **75.575** On **4** Gp **a**

Lap	Elapsed Time	Lap Time	Lap Speed
1	1:59.466	1:59.466	63.282
2	3:39.997	1:40.531	75.201
3	5:20.507	1:40.510	75.216
4	7:00.540	1:40.033	75.575

8 78 Mark SHIELS

Behind **3.415**

Best Time **1:40.181** Best Speed **75.463** On **3** Gp **a**

Lap	Elapsed Time	Lap Time	Lap Speed
1	1:58.105	1:58.105	64.011
2	3:39.382	1:41.277	74.647
3	5:19.563	1:40.181	75.463
4	7:00.185	1:40.622	75.133

9 81 Julian KIRK

Behind **3.558**

Best Time **1:40.324** Best Speed **75.356** On **4** Gp **a**

Lap	Elapsed Time	Lap Time	Lap Speed
1	2:26.290	2:26.290	51.678
2	4:11.130	1:44.840	72.110
3	5:53.788	1:42.658	73.643
4	7:34.112	1:40.324	75.356

10 47 David BLACK

Behind **4.456**

Best Time **1:41.222** Best Speed **74.687** On **4** Gp **a**

Lap	Elapsed Time	Lap Time	Lap Speed
1	2:15.791	2:15.791	55.674
2	4:03.391	1:47.600	70.260
3	5:46.180	1:42.789	73.549
4	7:27.402	1:41.222	74.687



SENIOR SUPPORT

Group A Qualifying

Friday, 29 April 2011

DETAILED RESULT

Qualifying Classification

Position

11 93 Ciaran O CALLAGHAN

Behind 4.648

Best Time 1:41.414 Best Speed 74.546 On 3 Gp a

Lap	Elapsed Time	Lap Time	Lap Speed
1	2:11.259	2:11.259	57.596
2	3:55.135	1:43.876	72.779
3	5:36.549	1:41.414	74.546
4	7:18.667	1:42.118	74.032

12 87 Ian SIMPSON

Behind 5.030

Best Time 1:41.796 Best Speed 74.266 On 3 Gp a

Lap	Elapsed Time	Lap Time	Lap Speed
1	2:29.165	2:29.165	50.682
2	4:13.671	1:44.506	72.340
3	5:55.467	1:41.796	74.266
4	7:37.476	1:42.009	74.111

13 44 Mick JORDAN

Behind 6.008

Best Time 1:42.774 Best Speed 73.559 On 3 Gp a

Lap	Elapsed Time	Lap Time	Lap Speed
1	2:07.247	2:07.247	59.412
2	3:51.731	1:44.484	72.356
3	5:34.505	1:42.774	73.559
4	7:18.491	1:43.986	72.702

14 14 Rodney LITTLE

Behind 7.874

Best Time 1:44.640 Best Speed 72.248 On 4 Gp a

Lap	Elapsed Time	Lap Time	Lap Speed
1	2:24.580	2:24.580	52.289
2	4:13.245	1:48.665	69.572
3	5:58.495	1:45.250	71.829
4	7:43.135	1:44.640	72.248

15 82 Conor TOTTEN

Behind 8.165

Best Time 1:44.931 Best Speed 72.047 On 2 Gp a

Lap	Elapsed Time	Lap Time	Lap Speed
1	2:31.158	2:31.158	50.014
2	4:16.089	1:44.931	72.047
3	6:04.897	1:48.808	69.480
4	7:49.853	1:44.956	72.030

Qualifying Classification

Position

16 57 Adrian LOGUE

Behind 11.807

Best Time 1:48.573 Best Speed 69.631 On 4 Gp a

Lap	Elapsed Time	Lap Time	Lap Speed
1	2:31.026	2:31.026	50.058
2	4:27.271	1:56.245	65.035
3	6:18.754	1:51.483	67.813
4	8:07.327	1:48.573	69.631

17 18 Stuart ROBB

Behind 12.704

Best Time 1:49.470 Best Speed 69.060 On 4 Gp a

Lap	Elapsed Time	Lap Time	Lap Speed
1	2:14.348	2:14.348	56.272
2	4:04.632	1:50.284	68.550
3	5:55.224	1:50.592	68.359
4	7:44.694	1:49.470	69.060




SENIOR SUPPORT

Group B Qualifying

Friday, 29 April 2011

Pos	Class	No	Name	Machine / Sponsor	----- Best Lap -----			On	Laps
					Time	Behind	Speed		
Qualifying Classification									
1	SSEN	113	Ronan PENTONY	Suzuki 750	1:35.850		78.873	2	5
2	SSEN	103	Reuben McPHEE	Yamaha 600 - N.J.T. Racing	1:36.035	0.185	78.721	4	4
3	SSEN	117	Gary MILLER	Suzuki 750	1:36.436	0.586	78.394	4	4
4	SSEN	116	Robbie LYALL	Yamaha 600 - Fatspanner	1:36.746	0.896	78.143	3	4
5	SSEN	111	Callum LAIDLAW	Yamaha 600	1:36.841	0.991	78.066	4	4
6	SSEN	97	William HARA	Suzuki 600 - New Look Blinds	1:36.999	1.149	77.939	3	4
7	SSEN	95	Robert GORDON	Honda 600	1:37.008	1.158	77.932	2	4
8	SSEN	106	Bernard DALY	Suzuki 750	1:38.017	2.167	77.129	4	4
9	SSEN	10	Tom LLEWELYN	Yamaha 600 - McKinstry Racing	1:39.198	3.348	76.211	3	4
10	SSEN	174	Rodney PATTON	Suzuki 600 - N.J.T. Racing	1:39.558	3.708	75.936	4	4
11	SSEN	199	Ryan MYLER	Yamaha 600 - Close Print Finance	1:40.780	4.930	75.015	3	4
12	SSEN	153	Noel BERTRAM	Yamaha 600	1:41.240	5.390	74.674	3	4
13	SSEN	144	Yvonne MONTGOMERY	Suzuki 600	1:41.990	6.140	74.125	2	4
14	SSEN	98	Stephen GURNEY	Suzuki 600	1:42.417	6.567	73.816	3	4
15	SSEN	176	James CHRISTIE	Yamaha 600	1:43.913	8.063	72.753	3	4
16	SSEN	128	David SLEITH	Suzuki 600 - KPL Racing	1:44.322	8.472	72.468	4	4
17	SSEN	192	Michael LARKIN	Yamaha 600	1:45.149	9.299	71.898	2	4

These Results are provisional and are subject to ratification by the Stewards of the Meeting.

Track	Orritor	Signed		Organising Club	Cookstown & District MCC
Length(miles)	2.1000		Chief Timekeeper	Qualifying Started	18:23:55.738
Weather	Sunny, 17°C, 58%RH	Issued At:	18:34:52		
Track	Dry, 20°C				



MCUI
Ulster Centre
Timing
www.elaps-timing.com



Powered by
e-Laps II
© 2008
Walter Marks



SENIOR SUPPORT

Group B Qualifying

Friday, 29 April 2011

DETAILED RESULT

Qualifying Classification

Position

1 113 Ronan PENTONY

Behind

Best Time **1:35.850** Best Speed **78.873** On **2** Gp **a**

Lap	Elapsed Time	Lap Time	Lap Speed
1	1:42.343	1:42.343	73.869
2	3:18.193	1:35.850	78.873
3	4:54.823	1:36.630	78.237
4	6:31.791	1:36.968	77.964
5	8:15.512	1:43.721	72.888

2 103 Reuben McPHEE

Behind **0.185**

Best Time **1:36.035** Best Speed **78.721** On **4** Gp **a**

Lap	Elapsed Time	Lap Time	Lap Speed
1	1:43.946	1:43.946	72.730
2	3:22.030	1:38.084	77.077
3	4:59.112	1:37.082	77.872
4	6:35.147	1:36.035	78.721

3 117 Gary MILLER

Behind **0.586**

Best Time **1:36.436** Best Speed **78.394** On **4** Gp **a**

Lap	Elapsed Time	Lap Time	Lap Speed
1	1:42.095	1:42.095	74.049
2	3:20.683	1:38.588	76.683
3	4:57.967	1:37.284	77.711
4	6:34.403	1:36.436	78.394

4 116 Robbie LYALL

Behind **0.896**

Best Time **1:36.746** Best Speed **78.143** On **3** Gp **a**

Lap	Elapsed Time	Lap Time	Lap Speed
1	2:18.273	2:18.273	54.674
2	3:57.553	1:39.280	76.148
3	5:34.299	1:36.746	78.143
4	7:11.402	1:37.103	77.855

5 111 Callum LAIDLAW

Behind **0.991**

Best Time **1:36.841** Best Speed **78.066** On **4** Gp **a**

Lap	Elapsed Time	Lap Time	Lap Speed
1	2:08.811	2:08.811	58.691
2	3:49.159	1:40.348	75.338
3	5:27.933	1:38.774	76.538
4	7:04.774	1:36.841	78.066

Qualifying Classification

Position

6 97 William HARA

Behind **1.149**

Best Time **1:36.999** Best Speed **77.939** On **3** Gp **a**

Lap	Elapsed Time	Lap Time	Lap Speed
1	1:45.104	1:45.104	71.929
2	3:26.509	1:41.405	74.553
3	5:03.508	1:36.999	77.939
4	6:40.592	1:37.084	77.871

7 95 Robert GORDON

Behind **1.158**

Best Time **1:37.008** Best Speed **77.932** On **2** Gp **a**

Lap	Elapsed Time	Lap Time	Lap Speed
1	1:51.391	1:51.391	67.869
2	3:28.399	1:37.008	77.932
3	5:06.328	1:37.929	77.199
4	6:43.630	1:37.302	77.696

8 106 Bernard DALY

Behind **2.167**

Best Time **1:38.017** Best Speed **77.129** On **4** Gp **a**

Lap	Elapsed Time	Lap Time	Lap Speed
1	1:38.685	1:38.685	76.607
2	3:17.746	1:39.061	76.317
3	4:56.192	1:38.446	76.793
4	6:34.209	1:38.017	77.129

9 10 Tom LLEWELYN

Behind **3.348**

Best Time **1:39.198** Best Speed **76.211** On **3** Gp **a**

Lap	Elapsed Time	Lap Time	Lap Speed
1	1:53.345	1:53.345	66.699
2	3:34.300	1:40.955	74.885
3	5:13.498	1:39.198	76.211
4	6:54.685	1:41.187	74.713

10 174 Rodney PATTON

Behind **3.708**

Best Time **1:39.558** Best Speed **75.936** On **4** Gp **a**

Lap	Elapsed Time	Lap Time	Lap Speed
1	1:49.532	1:49.532	69.021
2	3:31.433	1:41.901	74.190
3	5:11.660	1:40.227	75.429
4	6:51.218	1:39.558	75.936





SENIOR SUPPORT

Group B Qualifying

Friday, 29 April 2011

DETAILED RESULT

Qualifying Classification

Position

11 199 Ryan MYLER

Behind **4.930**

Best Time **1:40.780** Best Speed **75.015** On **3** Gp **a**

Lap	Elapsed Time	Lap Time	Lap Speed
1	1:50.552	1:50.552	68.384
2	3:31.874	1:41.322	74.614
3	5:12.654	1:40.780	75.015
4	6:54.157	1:41.503	74.481

12 153 Noel BERTRAM

Behind **5.390**

Best Time **1:41.240** Best Speed **74.674** On **3** Gp **a**

Lap	Elapsed Time	Lap Time	Lap Speed
1	2:08.539	2:08.539	58.815
2	3:51.567	1:43.028	73.378
3	5:32.807	1:41.240	74.674
4	7:15.184	1:42.377	73.845

13 144 Yvonne MONTGOMERY

Behind **6.140**

Best Time **1:41.990** Best Speed **74.125** On **2** Gp **a**

Lap	Elapsed Time	Lap Time	Lap Speed
1	2:15.440	2:15.440	55.818
2	3:57.430	1:41.990	74.125
3	5:39.633	1:42.203	73.970
4	7:24.455	1:44.822	72.122

14 98 Stephen GURNEY

Behind **6.567**

Best Time **1:42.417** Best Speed **73.816** On **3** Gp **a**

Lap	Elapsed Time	Lap Time	Lap Speed
1	2:05.833	2:05.833	60.080
2	3:49.849	1:44.016	72.681
3	5:32.266	1:42.417	73.816
4	7:14.692	1:42.426	73.809

15 176 James CHRISTIE

Behind **8.063**

Best Time **1:43.913** Best Speed **72.753** On **3** Gp **a**

Lap	Elapsed Time	Lap Time	Lap Speed
1	2:15.195	2:15.195	55.919
2	4:00.585	1:45.390	71.734
3	5:44.498	1:43.913	72.753
4	7:28.531	1:44.033	72.669

Qualifying Classification

Position

16 128 David SLEITH

Behind **8.472**

Best Time **1:44.322** Best Speed **72.468** On **4** Gp **a**

Lap	Elapsed Time	Lap Time	Lap Speed
1	2:23.903	2:23.903	52.535
2	4:10.598	1:46.695	70.856
3	5:55.068	1:44.470	72.365
4	7:39.390	1:44.322	72.468

17 192 Michael LARKIN

Behind **9.299**

Best Time **1:45.149** Best Speed **71.898** On **2** Gp **a**

Lap	Elapsed Time	Lap Time	Lap Speed
1	2:19.359	2:19.359	54.248
2	4:04.508	1:45.149	71.898
3	5:50.068	1:45.560	71.618
4	7:37.004	1:46.936	70.696


THE ROYAL HOTEL & BRAESIDE COOKSTOWN 100

SENIOR SUPPORT
Senior Support Combined
Friday, 29 April 2011



Pos	Class	No	Name	-----Best Time / Qual Laps-----		Overall Best Time / Speed / Total Qual Laps
				Session A	Session B	
Qualifying Classification						
1	SSEN	113	Ronan PENTONY	-----	1:35.850	1:35.850 78.873
2	SSEN	103	Reuben McPHEE	-----	1:36.035	1:36.035 78.721
3	SSEN	117	Gary MILLER	-----	1:36.436	1:36.436 78.394
4	SSEN	116	Robbie LYALL	-----	1:36.746	1:36.746 78.143
5	SSEN	43	Neil VICARS	1:36.766	-----	1:36.766 78.127
6	SSEN	111	Callum LAIDLAW	-----	1:36.841	1:36.841 78.066
7	SSEN	97	William HARA	-----	1:36.999	1:36.999 77.939
8	SSEN	95	Robert GORDON	-----	1:37.008	1:37.008 77.932
9	SSEN	106	Bernard DALY	-----	1:38.017	1:38.017 77.129
10	SSEN	30	Aron HATCH	1:38.058	-----	1:38.058 77.097
11	SSEN	41	Nige REA	1:38.497	-----	1:38.497 76.754
12	SSEN	10	Tom LLEWELYN	-----	1:39.198	1:39.198 76.211
13	SSEN	91	Neil LYONS	1:39.377	-----	1:39.377 76.074
14	SSEN	11	John CAHILL	1:39.514	-----	1:39.514 75.969
15	SSEN	174	Rodney PATTON	-----	1:39.558	1:39.558 75.936
16	SSEN	8	Mark LARKIN	1:39.850	-----	1:39.850 75.714
17	SSEN	60	George SCOTT	1:40.033	-----	1:40.033 75.575
18	SSEN	78	Mark SHIELS	1:40.181	-----	1:40.181 75.463
19	SSEN	81	Julian KIRK	1:40.324	-----	1:40.324 75.356
20	SSEN	199	Ryan MYLER	-----	1:40.780	1:40.780 75.015
21	SSEN	47	David BLACK	1:41.222	-----	1:41.222 74.687
22	SSEN	153	Noel BERTRAM	-----	1:41.240	1:41.240 74.674
23	SSEN	93	Ciaran O CALLAGHAN	1:41.414	-----	1:41.414 74.546
24	SSEN	87	Ian SIMPSON	1:41.796	-----	1:41.796 74.266
25	SSEN	144	Yvonne MONTGOMERY	-----	1:41.990	1:41.990 74.125
26	SSEN	98	Stephen GURNEY	-----	1:42.417	1:42.417 73.816
27	SSEN	44	Mick JORDAN	1:42.774	-----	1:42.774 73.559
28	SSEN	176	James CHRISTIE	-----	1:43.913	1:43.913 72.753
29	SSEN	128	David SLEITH	-----	1:44.322	1:44.322 72.468
30	SSEN	14	Rodney LITTLE	1:44.640	-----	1:44.640 72.248
31	SSEN	82	Conor TOTTEN	1:44.931	-----	1:44.931 72.047
32	SSEN	192	Michael LARKIN	-----	1:45.149	1:45.149 71.898
33	SSEN	57	Adrian LOGUE	1:48.573	-----	1:48.573 69.631
34	SSEN	18	Stuart ROBB	1:49.470	-----	1:49.470 69.060

These Results are provisional and are subject to ratification by the Stewards of the Meeting.

Track	Orritor	Signed  Chief Timekeeper	Organising Club Cookstown & District MCC
Length(miles)	2.1000		
Weather	Sunny	Issued At:	
Track	Dry		



ROYAL HOTEL & BRAESIDE COOKSTOWN 100

SENIOR SUPPORT

Orritor 2.100 Miles


R11: Discount Stores Senior Support Race A

30/04/2011 13:30

Race (8 Laps)

Race 11 - SENIOR SUPPORT A

11	47	153	
10	31	32	199
9	78	81	30
	28	29	60
	174	8	27
	25	26	
8		23	24
7	22		
6	11	20	21
5	19	10	91
	41	17	18
	16	106	30
	97	14	15
	13		
4		11	12
3	10		
2	95	8	9
1	7	43	111
	116	5	6
	4	103	117
	113	2	3
	POLE POSITION 1		



Provisional result subject to confirmation by the Stewards of the Meeting

Orbits

Promoted by Cookstown & District MCC

www.amb-it.com

MCUI (Ulster Centre) Timing

www.mylaps.com

www.elaps-timing.com

Licensed to: MCUI

ROYAL HOTEL & BRAESIDE COOKSTOWN 100

SENIOR SUPPORT

Orritor 2.100 Miles


R17: Clinton Enterprises Senior Support Race B

30/04/2011 15:30

Race (6 Laps)

Race 17 - SENIOR SUPPORT B

6	B	57	18	
		16	17	
5		14	82	192
		13	14	15
4				
		10	11	12
3		128		
		7	8	9
2	A	98	44	176
		4	5	6
1		93	87	144
		POLE POSITION 1	2	3



Provisional result subject to confirmation by the Stewards of the Meeting

Orbits

Promoted by Cookstown & District MCC

www.amb-it.com

MCUI (Ulster Centre) Timing

www.mylaps.com

www.elaps-timing.com

Licensed to: MCUI

THE ROYAL HOTEL & BRAESIDE COOKSTOWN 100

SENIOR SUPPORT


Race 11 - Discount Stores Senior Support A

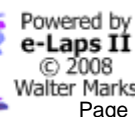
Saturday, 30 April 2011



Pos	Class	No	Name	Machine / Sponsor	Gp	Laps	Total Time	Behind	Speed	-----Best Lap-----		
										Time	Speed	On
Race Classification												
1	SSEN	113	Ronan PENTONY	Suzuki 750	a	6	9:31.950		79.308	1:34.069	80.367	2
2	SSEN	111	Callum LAIDLAW	Yamaha 600	a	6	9:37.729	5.779	78.514	1:33.549	80.813	6
3	SSEN	117	Gary MILLER	Suzuki 750	a	6	9:37.912	5.962	78.489	1:34.260	80.204	6
4	SSEN	116	Robbie LYALL	Yamaha 600 - Fatspanner	a	6	9:38.246	6.296	78.444	1:33.699	80.684	6
5	SSEN	106	Bernard DALY	Suzuki 750	b	6	9:40.434	8.484	78.148	1:34.674	79.853	5
6	SSEN	97	William HARA	Suzuki 600 - New Look Blinds	a	6	9:41.003	9.053	78.072	1:34.958	79.614	6
7	SSEN	95	Robert GORDON	Honda 600	b	6	9:41.465	9.515	78.010	1:35.042	79.544	6
8	SSEN	78	Mark SHIELDS	Suzuki 750	c	6	9:42.701	10.751	77.844	1:35.708	78.990	4
9	SSEN	103	Reuben McPHEE	Yamaha 600 - N.J.T. Racing	a	6	9:42.913	10.963	77.816	1:35.922	78.814	6
10	SSEN	43	Neil VICARS	Honda 600	a	6	9:43.286	11.336	77.766	1:35.419	79.230	6
11	SSEN	41	Nige REA	Yamaha 600	b	6	9:50.723	18.773	76.787	1:36.399	78.424	3
12	SSEN	174	Rodney PATTON	Suzuki 600 - N.J.T. Racing	c	6	9:51.718	19.768	76.658	1:35.911	78.823	6
13	SSEN	91	Neil LYONS	Suzuki 750 - DDRRSC	b	6	9:53.403	21.453	76.440	1:37.312	77.688	6
14	SSEN	8	Mark LARKIN	Honda 600	c	6	9:55.997	24.047	76.108	1:38.048	77.105	4
15	SSEN	11	John CAHILL	Suzuki 750	b	6	9:59.250	27.300	75.695	1:37.662	77.410	4
16	SSEN	10	Tom LLEWELYN	Yamaha 600 - McKinstry Racing	b	6	9:59.547	27.597	75.657	1:37.940	77.190	3
17	SSEN	199	Ryan MYLER	Yamaha 600 - Close Print Finance	c	6	9:59.990	28.040	75.601	1:38.102	77.063	2
18	SSEN	153	Noel BERTRAM	Yamaha 600	c	6	10:00.419	28.469	75.547	1:37.654	77.416	6
19	SSEN	60	George SCOTT	Honda 600	c	6	10:04.916	32.966	74.986	1:36.054	78.706	4
20	SSEN	81	Julian KIRK	Yamaha 600	c	6	10:11.400	39.450	74.190	1:38.787	76.528	6
21	SSEN	47	David BLACK	Suzuki 600	c	6	10:26.683	54.733	72.381	1:41.955	74.150	2
Fastest Lap												
	SSEN	111	Callum LAIDLAW	Yamaha 600	a					1:33.549	80.813	6
Not Classified												
DNF	SSEN	30	Aron HATCH	Yamaha 600	b	3	4:58.756	3 Laps	75.915	1:36.601	78.260	3

These Results are provisional and are subject to ratification by the Stewards of the Meeting.

Track	Orritor	Signed		Organising Club	Cookstown & District MCC
Length(miles)	2.1000		Chief Timekeeper	Warmup Started	
Weather	Sunny, 21°C, 28%RH			Race Started	15:41:30.927
Track	Dry, 26°C	Issued At:	15:52:58	Gp Time Diff - b 11.86 / c 24.45	




THE ROYAL HOTEL & BRAESIDE COOKSTOWN 100

SENIOR SUPPORT

Race 11 - Discount Stores Senior Support A

LAP CHART



1					3					5				
No	Name	G	Elapsed Time	Lap Time	No	Name	G	Elapsed Time	Lap Time	No	Name	G	Elapsed Time	Lap Time
113	Ronan PENTONY	a	1:38.230	1:38.230	113	Ronan PENTONY	a	4:47.307	1:35.008	113	Ronan PENTONY	a	7:57.315	1:35.328
103	Reuben McPHEE	a	1:40.931	1:40.931	103	Reuben McPHEE	a	4:53.504	1:35.988	117	Gary MILLER	a	8:03.652	1:35.129
97	William HARA	a	1:41.089	1:41.089	116	Robbie LYALL	a	4:53.638	1:35.718	111	Callum LAIDLAW	a	8:04.180	1:33.918
116	Robbie LYALL	a	1:41.326	1:41.326	117	Gary MILLER	a	4:53.780	1:36.135	116	Robbie LYALL	a	8:04.547	1:34.479
117	Gary MILLER	a	1:41.572	1:41.572	78	Mark SHIELS	c	4:53.820	1:36.047	106	Bernard DALY	b	8:05.628	1:34.674
78	Mark SHIELS	c	1:41.887	1:41.887	111	Callum LAIDLAW	a	4:54.092	1:35.576	97	William HARA	a	8:06.045	1:35.290
43	Neil VICARS	a	1:42.116	1:42.116	97	William HARA	a	4:54.541	1:36.370	95	Robert GORDON	b	8:06.423	1:35.172
106	Bernard DALY	b	1:42.157	1:42.157	106	Bernard DALY	b	4:55.316	1:35.940	103	Reuben McPHEE	a	8:06.991	1:37.062
41	Nige REA	b	1:42.441	1:42.441	43	Neil VICARS	a	4:55.371	1:36.263	78	Mark SHIELS	c	8:06.992	1:37.464
111	Callum LAIDLAW	a	1:42.689	1:42.689	95	Robert GORDON	b	4:55.547	1:36.020	43	Neil VICARS	a	8:07.867	1:36.497
95	Robert GORDON	b	1:42.806	1:42.806	41	Nige REA	b	4:56.366	1:36.399	41	Nige REA	b	8:12.316	1:38.422
8	Mark LARKIN	c	1:44.181	1:44.181	30	Aron HATCH	b	4:58.756	1:36.601	174	Rodney PATTON	c	8:15.807	1:36.429
91	Neil LYONS	b	1:44.271	1:44.271	91	Neil LYONS	b	5:00.325	1:38.307	91	Neil LYONS	b	8:16.091	1:37.715
30	Aron HATCH	b	1:44.459	1:44.459	8	Mark LARKIN	c	5:00.919	1:38.170	8	Mark LARKIN	c	8:17.864	1:38.897
199	Ryan MYLER	c	1:44.842	1:44.842	174	Rodney PATTON	c	5:02.438	1:38.081	11	John CAHILL	b	8:19.266	1:38.271
174	Rodney PATTON	c	1:45.473	1:45.473	10	Tom LLEWELYN	b	5:02.732	1:37.940	199	Ryan MYLER	c	8:20.820	1:38.821
10	Tom LLEWELYN	b	1:45.883	1:45.883	199	Ryan MYLER	c	5:02.883	1:39.939	10	Tom LLEWELYN	b	8:21.370	1:38.292
11	John CAHILL	b	1:46.547	1:46.547	11	John CAHILL	b	5:03.333	1:38.004	153	Noel BERTRAM	c	8:22.765	1:38.657
153	Noel BERTRAM	c	1:48.399	1:48.399	153	Noel BERTRAM	c	5:05.951	1:39.041	60	George SCOTT	c	8:26.155	1:43.958
81	Julian KIRK	c	1:50.225	1:50.225	60	George SCOTT	c	5:06.143	1:38.404	81	Julian KIRK	c	8:32.613	1:39.125
60	George SCOTT	c	1:50.523	1:50.523	81	Julian KIRK	c	5:13.870	1:41.240	47	David BLACK	c	8:43.251	1:43.675
47	David BLACK	c	1:51.852	1:51.852	47	David BLACK	c	5:16.225	1:42.418					

2					4					6				
No	Name	G	Elapsed Time	Lap Time	No	Name	G	Elapsed Time	Lap Time	No	Name	G	Elapsed Time	Lap Time
113	Ronan PENTONY	a	3:12.299	1:34.069	113	Ronan PENTONY	a	6:21.987	1:34.680	113	Ronan PENTONY	a	9:31.950	1:34.635
103	Reuben McPHEE	a	3:17.516	1:36.585	117	Gary MILLER	a	6:28.523	1:34.743	111	Callum LAIDLAW	a	9:37.729	1:33.549
117	Gary MILLER	a	3:17.645	1:36.073	78	Mark SHIELS	c	6:29.528	1:35.708	117	Gary MILLER	a	9:37.912	1:34.260
78	Mark SHIELS	c	3:17.773	1:35.886	103	Reuben McPHEE	a	6:29.929	1:36.425	116	Robbie LYALL	a	9:38.246	1:33.699
116	Robbie LYALL	a	3:17.920	1:36.594	116	Robbie LYALL	a	6:30.068	1:36.430	106	Bernard DALY	b	9:40.434	1:34.806
97	William HARA	a	3:18.171	1:37.082	111	Callum LAIDLAW	a	6:30.262	1:36.170	97	William HARA	a	9:41.003	1:34.958
111	Callum LAIDLAW	a	3:18.516	1:35.827	97	William HARA	a	6:30.755	1:36.214	95	Robert GORDON	b	9:41.465	1:35.042
43	Neil VICARS	a	3:19.108	1:36.992	106	Bernard DALY	b	6:30.954	1:35.638	78	Mark SHIELS	c	9:42.701	1:35.709
106	Bernard DALY	b	3:19.376	1:37.219	95	Robert GORDON	b	6:31.251	1:35.704	103	Reuben McPHEE	a	9:42.913	1:35.922
95	Robert GORDON	b	3:19.527	1:36.721	43	Neil VICARS	a	6:31.370	1:35.999	43	Neil VICARS	a	9:43.286	1:35.419
41	Nige REA	b	3:19.967	1:37.526	41	Nige REA	b	6:33.894	1:37.528	41	Nige REA	b	9:50.723	1:38.407
91	Neil LYONS	b	3:22.018	1:37.747	91	Neil LYONS	b	6:38.376	1:38.051	174	Rodney PATTON	c	9:51.718	1:35.911
30	Aron HATCH	b	3:22.155	1:37.696	8	Mark LARKIN	c	6:38.967	1:38.048	91	Neil LYONS	b	9:53.403	1:37.312
8	Mark LARKIN	c	3:22.749	1:38.568	174	Rodney PATTON	c	6:39.378	1:36.940	8	Mark LARKIN	c	9:55.997	1:38.133
199	Ryan MYLER	c	3:22.944	1:38.102	11	John CAHILL	b	6:40.995	1:37.662	11	John CAHILL	b	9:59.250	1:39.984
174	Rodney PATTON	c	3:24.357	1:38.884	199	Ryan MYLER	c	6:41.999	1:39.116	10	Tom LLEWELYN	b	9:59.547	1:38.177
10	Tom LLEWELYN	b	3:24.792	1:38.909	60	George SCOTT	c	6:42.197	1:36.054	199	Ryan MYLER	c	9:59.990	1:39.170
11	John CAHILL	b	3:25.329	1:38.782	10	Tom LLEWELYN	b	6:43.078	1:40.346	153	Noel BERTRAM	c	10:00.419	1:37.654
153	Noel BERTRAM	c	3:26.910	1:38.511	153	Noel BERTRAM	c	6:44.108	1:38.157	60	George SCOTT	c	10:04.916	1:38.761
60	George SCOTT	c	3:27.739	1:37.216	81	Julian KIRK	c	6:53.488	1:39.618	81	Julian KIRK	c	10:11.400	1:38.787
81	Julian KIRK	c	3:32.630	1:42.405	47	David BLACK	c	6:59.576	1:43.351	47	David BLACK	c	10:26.683	1:43.432
47	David BLACK	c	3:33.807	1:41.955										



SENIOR SUPPORT

Race 11 - Discount Stores Senior Support A

Saturday, 30 April 2011

DETAILED RESULT

Race Classification

1 **113 Ronan PENTONY**
 Total Time **9:31.950** Avg Speed **79.308** Behind
 Best Time **1:34.069** Best Speed **80.367** On **2** Gp **a**

Lap	Elapsed Time	Lap Time	Lap Speed
1	1:38.230	1:38.230	76.962
2	3:12.299	1:34.069	80.367
3	4:47.307	1:35.008	79.572
4	6:21.987	1:34.680	79.848
5	7:57.315	1:35.328	79.305
6	9:31.950	1:34.635	79.886

2 **111 Callum LAIDLAW**
 Total Time **9:37.729** Avg Speed **78.514** Behind **5.779**
 Best Time **1:33.549** Best Speed **80.813** On **6** Gp **a**

Lap	Elapsed Time	Lap Time	Lap Speed
1	1:42.689	1:42.689	73.620
2	3:18.516	1:35.827	78.892
3	4:54.092	1:35.576	79.099
4	6:30.262	1:36.170	78.611
5	8:04.180	1:33.918	80.496
6	9:37.729	1:33.549	80.813

3 **117 Gary MILLER**
 Total Time **9:37.912** Avg Speed **78.489** Behind **5.962**
 Best Time **1:34.260** Best Speed **80.204** On **6** Gp **a**

Lap	Elapsed Time	Lap Time	Lap Speed
1	1:41.572	1:41.572	74.430
2	3:17.645	1:36.073	78.690
3	4:53.780	1:36.135	78.639
4	6:28.523	1:34.743	79.795
5	8:03.652	1:35.129	79.471
6	9:37.912	1:34.260	80.204

4 **116 Robbie LYALL**
 Total Time **9:38.246** Avg Speed **78.444** Behind **6.296**
 Best Time **1:33.699** Best Speed **80.684** On **6** Gp **a**

Lap	Elapsed Time	Lap Time	Lap Speed
1	1:41.326	1:41.326	74.611
2	3:17.920	1:36.594	78.266
3	4:53.638	1:35.718	78.982
4	6:30.068	1:36.430	78.399
5	8:04.547	1:34.479	80.018
6	9:38.246	1:33.699	80.684

Race Classification

5 **106 Bernard DALY**
 Total Time **9:40.434** Avg Speed **78.148** Behind **8.484**
 Best Time **1:34.674** Best Speed **79.853** On **5** Gp **b**

Lap	Elapsed Time	Lap Time	Lap Speed
1	1:42.157	1:42.157	74.004
2	3:19.376	1:37.219	77.763
3	4:55.316	1:35.940	78.799
4	6:30.954	1:35.638	79.048
5	8:05.628	1:34.674	79.853
6	9:40.434	1:34.806	79.742

6 **97 William HARA**
 Total Time **9:41.003** Avg Speed **78.072** Behind **9.053**
 Best Time **1:34.958** Best Speed **79.614** On **6** Gp **a**

Lap	Elapsed Time	Lap Time	Lap Speed
1	1:41.089	1:41.089	74.786
2	3:18.171	1:37.082	77.872
3	4:54.541	1:36.370	78.448
4	6:30.755	1:36.214	78.575
5	8:06.045	1:35.290	79.337
6	9:41.003	1:34.958	79.614

7 **95 Robert GORDON**
 Total Time **9:41.465** Avg Speed **78.010** Behind **9.515**
 Best Time **1:35.042** Best Speed **79.544** On **6** Gp **b**

Lap	Elapsed Time	Lap Time	Lap Speed
1	1:42.806	1:42.806	73.537
2	3:19.527	1:36.721	78.163
3	4:55.547	1:36.020	78.734
4	6:31.251	1:35.704	78.994
5	8:06.423	1:35.172	79.435
6	9:41.465	1:35.042	79.544

8 **78 Mark SHIELS**
 Total Time **9:42.701** Avg Speed **77.844** Behind **10.751**
 Best Time **1:35.708** Best Speed **78.990** On **4** Gp **c**

Lap	Elapsed Time	Lap Time	Lap Speed
1	1:41.887	1:41.887	74.200
2	3:17.773	1:35.886	78.844
3	4:53.820	1:36.047	78.711
4	6:29.528	1:35.708	78.990
5	8:06.992	1:37.464	77.567
6	9:42.701	1:35.709	78.989



MCUI
 Ulster Centre
 Timing
 www.elaps-timing.com



Powered by
 e-Laps II
 © 2008
 Walter Marks



SENIOR SUPPORT

Race 11 - Discount Stores Senior Support A

Saturday, 30 April 2011

DETAILED RESULT

Race Classification

9 **103 Reuben McPHEE**
 Total Time **9:42.913** Avg Speed **77.816** Behind **10.963**
 Best Time **1:35.922** Best Speed **78.814** On **6** Gp **a**

Lap	Elapsed Time	Lap Time	Lap Speed
1	1:40.931	1:40.931	74.903
2	3:17.516	1:36.585	78.273
3	4:53.504	1:35.988	78.760
4	6:29.929	1:36.425	78.403
5	8:06.991	1:37.062	77.888
6	9:42.913	1:35.922	78.814

10 **43 Neil VICARS**
 Total Time **9:43.286** Avg Speed **77.766** Behind **11.336**
 Best Time **1:35.419** Best Speed **79.230** On **6** Gp **a**

Lap	Elapsed Time	Lap Time	Lap Speed
1	1:42.116	1:42.116	74.033
2	3:19.108	1:36.992	77.945
3	4:55.371	1:36.263	78.535
4	6:31.370	1:35.999	78.751
5	8:07.867	1:36.497	78.344
6	9:43.286	1:35.419	79.230

11 **41 Nige REA**
 Total Time **9:50.723** Avg Speed **76.787** Behind **18.773**
 Best Time **1:36.399** Best Speed **78.424** On **3** Gp **b**

Lap	Elapsed Time	Lap Time	Lap Speed
1	1:42.441	1:42.441	73.799
2	3:19.967	1:37.526	77.518
3	4:56.366	1:36.399	78.424
4	6:33.894	1:37.528	77.516
5	8:12.316	1:38.422	76.812
6	9:50.723	1:38.407	76.824

12 **174 Rodney PATTON**
 Total Time **9:51.718** Avg Speed **76.658** Behind **19.768**
 Best Time **1:35.911** Best Speed **78.823** On **6** Gp **c**

Lap	Elapsed Time	Lap Time	Lap Speed
1	1:45.473	1:45.473	71.677
2	3:24.357	1:38.884	76.453
3	5:02.438	1:38.081	77.079
4	6:39.378	1:36.940	77.986
5	8:15.807	1:36.429	78.400
6	9:51.718	1:35.911	78.823

Race Classification

13 **91 Neil LYONS**
 Total Time **9:53.403** Avg Speed **76.440** Behind **21.453**
 Best Time **1:37.312** Best Speed **77.688** On **6** Gp **b**

Lap	Elapsed Time	Lap Time	Lap Speed
1	1:44.271	1:44.271	72.503
2	3:22.018	1:37.747	77.343
3	5:00.325	1:38.307	76.902
4	6:38.376	1:38.051	77.103
5	8:16.091	1:37.715	77.368
6	9:53.403	1:37.312	77.688

14 **8 Mark LARKIN**
 Total Time **9:55.997** Avg Speed **76.108** Behind **24.047**
 Best Time **1:38.048** Best Speed **77.105** On **4** Gp **c**

Lap	Elapsed Time	Lap Time	Lap Speed
1	1:44.181	1:44.181	72.566
2	3:22.749	1:38.568	76.698
3	5:00.919	1:38.170	77.009
4	6:38.967	1:38.048	77.105
5	8:17.864	1:38.897	76.443
6	9:55.997	1:38.133	77.038

15 **11 John CAHILL**
 Total Time **9:59.250** Avg Speed **75.695** Behind **27.300**
 Best Time **1:37.662** Best Speed **77.410** On **4** Gp **b**

Lap	Elapsed Time	Lap Time	Lap Speed
1	1:46.547	1:46.547	70.955
2	3:25.329	1:38.782	76.532
3	5:03.333	1:38.004	77.140
4	6:40.995	1:37.662	77.410
5	8:19.266	1:38.271	76.930
6	9:59.250	1:39.984	75.612

16 **10 Tom LLEWELYN**
 Total Time **9:59.547** Avg Speed **75.657** Behind **27.597**
 Best Time **1:37.940** Best Speed **77.190** On **3** Gp **b**

Lap	Elapsed Time	Lap Time	Lap Speed
1	1:45.883	1:45.883	71.400
2	3:24.792	1:38.909	76.434
3	5:02.732	1:37.940	77.190
4	6:43.078	1:40.346	75.339
5	8:21.370	1:38.292	76.914
6	9:59.547	1:38.177	77.004





SENIOR SUPPORT

Race 11 - Discount Stores Senior Support A

Saturday, 30 April 2011

DETAILED RESULT

Race Classification

17 199 Ryan MYLER

Total Time **9:59.990** Avg Speed **75.601** Behind **28.040**
 Best Time **1:38.102** Best Speed **77.063** On **2** Gp **c**

Lap	Elapsed Time	Lap Time	Lap Speed
1	1:44.842	1:44.842	72.109
2	3:22.944	1:38.102	77.063
3	5:02.883	1:39.939	75.646
4	6:41.999	1:39.116	76.274
5	8:20.820	1:38.821	76.502
6	9:59.990	1:39.170	76.233

18 153 Noel BERTRAM

Total Time **10:00.419** Avg Speed **75.547** Behind **28.469**
 Best Time **1:37.654** Best Speed **77.416** On **6** Gp **c**

Lap	Elapsed Time	Lap Time	Lap Speed
1	1:48.399	1:48.399	69.742
2	3:26.910	1:38.511	76.743
3	5:05.951	1:39.041	76.332
4	6:44.108	1:38.157	77.019
5	8:22.765	1:38.657	76.629
6	10:00.419	1:37.654	77.416

19 60 George SCOTT

Total Time **10:04.916** Avg Speed **74.986** Behind **32.966**
 Best Time **1:36.054** Best Speed **78.706** On **4** Gp **c**

Lap	Elapsed Time	Lap Time	Lap Speed
1	1:50.523	1:50.523	68.402
2	3:27.739	1:37.216	77.765
3	5:06.143	1:38.404	76.826
4	6:42.197	1:36.054	78.706
5	8:26.155	1:43.958	72.722
6	10:04.916	1:38.761	76.548

20 81 Julian KIRK

Total Time **10:11.400** Avg Speed **74.190** Behind **39.450**
 Best Time **1:38.787** Best Speed **76.528** On **6** Gp **c**

Lap	Elapsed Time	Lap Time	Lap Speed
1	1:50.225	1:50.225	68.587
2	3:32.630	1:42.405	73.825
3	5:13.870	1:41.240	74.674
4	6:53.488	1:39.618	75.890
5	8:32.613	1:39.125	76.267
6	10:11.400	1:38.787	76.528

Race Classification

21 47 David BLACK

Total Time **10:26.683** Avg Speed **72.381** Behind **54.733**
 Best Time **1:41.955** Best Speed **74.150** On **2** Gp **c**

Lap	Elapsed Time	Lap Time	Lap Speed
1	1:51.852	1:51.852	67.589
2	3:33.807	1:41.955	74.150
3	5:16.225	1:42.418	73.815
4	6:59.576	1:43.351	73.149
5	8:43.251	1:43.675	72.920
6	10:26.683	1:43.432	73.091

Not Classified

DNF 30 Aron HATCH

Total Time **4:58.756** Avg Speed **75.915** Behind **3 Laps**
 Best Time **1:36.601** Best Speed **78.260** On **3** Gp **b**

Lap	Elapsed Time	Lap Time	Lap Speed
1	1:44.459	1:44.459	72.373
2	3:22.155	1:37.696	77.383
3	4:58.756	1:36.601	78.260



THE ROYAL HOTEL & BRAESIDE COOKSTOWN 100

SENIOR SUPPORT


Race 17 - Clinton Enterprises Senior Support B

Saturday, 30 April 2011



Pos	Class	No	Name	Machine / Sponsor	Gp	Laps	Total Time	Behind	Speed	-----Best Lap-----		
										Time	Speed	On
Race Classification												
1	SSEN	93	Ciaran O CALLAGHAN	Yamaha 600 - Gripmax	a	6	9:45.734		77.441	1:36.105	78.664	2
2	SSEN	98	Stephen GURNEY	Suzuki 600	a	6	9:54.805	9.071	76.260	1:36.938	77.988	6
3	SSEN	87	Ian SIMPSON	Yamaha 600	a	6	9:56.980	11.246	75.982	1:35.974	78.771	6
4	SSEN	57	Adrian LOGUE	Suzuki 750	b	6	10:00.098	14.364	75.588	1:37.376	77.637	6
5	SSEN	44	Mick JORDAN	Honda 600	a	6	10:00.553	14.819	75.530	1:37.675	77.400	2
6	SSEN	14	Rodney LITTLE	Yamaha 600	b	6	10:12.925	27.191	74.006	1:39.520	75.965	5
7	SSEN	128	David SLEITH	Suzuki 600 - KPL Racing	a	6	10:16.167	30.433	73.616	1:39.174	76.230	4
8	SSEN	82	Conor TOTTEN	Honda 600	b	6	10:23.868	38.134	72.708	1:42.379	73.843	6
9	SSEN	144	Yvonne MONTGOMERY	Suzuki 600	a	6	10:25.931	40.197	72.468	1:42.470	73.778	6
10	SSEN	192	Michael LARKIN	Yamaha 600	b	6	10:32.600	46.866	71.704	1:41.505	74.479	4
11	SSEN	176	James CHRISTIE	Yamaha 600	a	6	10:36.289	50.555	71.288	1:44.485	72.355	4
12	SSEN	18	Stuart ROBB	Honda 600 - Moto World	b	6	11:03.224	1:17.490	68.393	1:49.263	69.191	2
Fastest Lap												
	SSEN	87	Ian SIMPSON	Yamaha 600	a					1:35.974	78.771	6

These Results are provisional and are subject to ratification by the Stewards of the Meeting.

Track	Orritor	Signed		Organising Club	Cookstown & District MCC
Length(miles)	2.1000		Chief Timekeeper	Warmup Started	
Weather	Sunny, 18°C, 33%RH			Race Started	17:49:24.116
Track	Dry, 23°C	Issued At:	18:01:10	Gp Time Diff - b	12.58



MCUI
Ulster Centre
Timing
www.elaps-timing.com



Powered by
e-Laps II
© 2008
Walter Marks



SENIOR SUPPORT

Race 17 - Clinton Enterprises Senior Support B

Saturday, 30 April 2011

DETAILED RESULT

Race Classification

1 **93 Ciaran O CALLAGHAN**
 Total Time **9:45.734** Avg Speed **77.441** Behind
 Best Time **1:36.105** Best Speed **78.664** On **2** Gp **a**

Lap	Elapsed Time	Lap Time	Lap Speed
1	1:40.407	1:40.407	75.294
2	3:16.512	1:36.105	78.664
3	4:53.344	1:36.832	78.073
4	6:30.009	1:36.665	78.208
5	8:07.363	1:37.354	77.655
6	9:45.734	1:38.371	76.852

2 **98 Stephen GURNEY**
 Total Time **9:54.805** Avg Speed **76.260** Behind **9.071**
 Best Time **1:36.938** Best Speed **77.988** On **6** Gp **a**

Lap	Elapsed Time	Lap Time	Lap Speed
1	1:44.466	1:44.466	72.368
2	3:22.770	1:38.304	76.904
3	5:02.132	1:39.362	76.085
4	6:40.299	1:38.167	77.012
5	8:17.867	1:37.568	77.484
6	9:54.805	1:36.938	77.988

3 **87 Ian SIMPSON**
 Total Time **9:56.980** Avg Speed **75.982** Behind **11.246**
 Best Time **1:35.974** Best Speed **78.771** On **6** Gp **a**

Lap	Elapsed Time	Lap Time	Lap Speed
1	1:45.230	1:45.230	71.843
2	3:24.198	1:38.968	76.388
3	5:03.094	1:38.896	76.444
4	6:41.722	1:38.628	76.652
5	8:21.006	1:39.284	76.145
6	9:56.980	1:35.974	78.771

4 **57 Adrian LOGUE**
 Total Time **10:00.098** Avg Speed **75.588** Behind **14.364**
 Best Time **1:37.376** Best Speed **77.637** On **6** Gp **b**

Lap	Elapsed Time	Lap Time	Lap Speed
1	1:44.064	1:44.064	72.648
2	3:22.818	1:38.754	76.554
3	5:03.666	1:40.848	74.964
4	6:42.819	1:39.153	76.246
5	8:22.722	1:39.903	75.673
6	10:00.098	1:37.376	77.637

Race Classification

5 **44 Mick JORDAN**
 Total Time **10:00.553** Avg Speed **75.530** Behind **14.819**
 Best Time **1:37.675** Best Speed **77.400** On **2** Gp **a**

Lap	Elapsed Time	Lap Time	Lap Speed
1	1:44.653	1:44.653	72.239
2	3:22.328	1:37.675	77.400
3	5:01.518	1:39.190	76.217
4	6:40.458	1:38.940	76.410
5	8:20.644	1:40.186	75.460
6	10:00.553	1:39.909	75.669

6 **14 Rodney LITTLE**
 Total Time **10:12.925** Avg Speed **74.006** Behind **27.191**
 Best Time **1:39.520** Best Speed **75.965** On **5** Gp **b**

Lap	Elapsed Time	Lap Time	Lap Speed
1	1:48.702	1:48.702	69.548
2	3:31.184	1:42.482	73.769
3	5:11.181	1:39.997	75.602
4	6:53.153	1:41.972	74.138
5	8:32.673	1:39.520	75.965
6	10:12.925	1:40.252	75.410

7 **128 David SLEITH**
 Total Time **10:16.167** Avg Speed **73.616** Behind **30.433**
 Best Time **1:39.174** Best Speed **76.230** On **4** Gp **a**

Lap	Elapsed Time	Lap Time	Lap Speed
1	1:49.984	1:49.984	68.737
2	3:34.730	1:44.746	72.175
3	5:16.071	1:41.341	74.600
4	6:55.245	1:39.174	76.230
5	8:35.087	1:39.842	75.720
6	10:16.167	1:41.080	74.792

8 **82 Conor TOTTEN**
 Total Time **10:23.868** Avg Speed **72.708** Behind **38.134**
 Best Time **1:42.379** Best Speed **73.843** On **6** Gp **b**

Lap	Elapsed Time	Lap Time	Lap Speed
1	1:48.483	1:48.483	69.688
2	3:31.531	1:43.048	73.364
3	5:15.901	1:44.370	72.435
4	6:59.089	1:43.188	73.264
5	8:41.489	1:42.400	73.828
6	10:23.868	1:42.379	73.843





SENIOR SUPPORT

Race 17 - Clinton Enterprises Senior Support B

Saturday, 30 April 2011

DETAILED RESULT

Race Classification

9 144 Yvonne MONTGOMERY

Total Time **10:25.931** Avg Speed **72.468** Behind **40.197**
 Best Time **1:42.470** Best Speed **73.778** On **6** Gp **a**

Lap	Elapsed Time	Lap Time	Lap Speed
1	1:49.610	1:49.610	68.972
2	3:32.333	1:42.723	73.596
3	5:15.702	1:43.369	73.136
4	6:59.188	1:43.486	73.053
5	8:43.461	1:44.273	72.502
6	10:25.931	1:42.470	73.778

10 192 Michael LARKIN

Total Time **10:32.600** Avg Speed **71.704** Behind **46.866**
 Best Time **1:41.505** Best Speed **74.479** On **4** Gp **b**

Lap	Elapsed Time	Lap Time	Lap Speed
1	1:51.805	1:51.805	67.618
2	3:34.941	1:43.136	73.301
3	5:17.860	1:42.919	73.456
4	6:59.365	1:41.505	74.479
5	8:48.383	1:49.018	69.346
6	10:32.600	1:44.217	72.541

11 176 James CHRISTIE

Total Time **10:36.289** Avg Speed **71.288** Behind **50.555**
 Best Time **1:44.485** Best Speed **72.355** On **4** Gp **a**


Lap	Elapsed Time	Lap Time	Lap Speed
1	1:49.393	1:49.393	69.109
2	3:34.446	1:45.053	71.964
3	5:21.069	1:46.623	70.904
4	7:05.554	1:44.485	72.355
5	8:50.921	1:45.367	71.749
6	10:36.289	1:45.368	71.749

12 18 Stuart ROBB

Total Time **11:03.224** Avg Speed **68.393** Behind **1:17.490**
 Best Time **1:49.263** Best Speed **69.191** On **2** Gp **b**

Lap	Elapsed Time	Lap Time	Lap Speed
1	1:53.392	1:53.392	66.671
2	3:42.655	1:49.263	69.191
3	5:32.342	1:49.687	68.923
4	7:22.119	1:49.777	68.867
5	9:12.561	1:50.442	68.452
6	11:03.224	1:50.663	68.316





SENIOR SUPPORT

Race 17 - Clinton Enterprises Senior Support B

LAP CHART

1

No	Name	G	Elapsed Time	Lap Time
93	Ciaran O CALLAGHAN	a	1:40.407	1:40.407
57	Adrian LOGUE	b	1:44.064	1:44.064
98	Stephen GURNEY	a	1:44.466	1:44.466
44	Mick JORDAN	a	1:44.653	1:44.653
87	Ian SIMPSON	a	1:45.230	1:45.230
82	Conor TOTTEN	b	1:48.483	1:48.483
14	Rodney LITTLE	b	1:48.702	1:48.702
176	James CHRISTIE	a	1:49.393	1:49.393
144	Yvonne MONTGOMERY	a	1:49.610	1:49.610
128	David SLEITH	a	1:49.984	1:49.984
192	Michael LARKIN	b	1:51.805	1:51.805
18	Stuart ROBB	b	1:53.392	1:53.392

4

No	Name	G	Elapsed Time	Lap Time
93	Ciaran O CALLAGHAN	a	6:30.009	1:36.665
98	Stephen GURNEY	a	6:40.299	1:38.167
44	Mick JORDAN	a	6:40.458	1:38.940
87	Ian SIMPSON	a	6:41.722	1:38.628
57	Adrian LOGUE	b	6:42.819	1:39.153
14	Rodney LITTLE	b	6:53.153	1:41.972
128	David SLEITH	a	6:55.245	1:39.174
82	Conor TOTTEN	b	6:59.089	1:43.188
144	Yvonne MONTGOMERY	a	6:59.188	1:43.486
192	Michael LARKIN	b	6:59.365	1:41.505
176	James CHRISTIE	a	7:05.554	1:44.485
18	Stuart ROBB	b	7:22.119	1:49.777

2

No	Name	G	Elapsed Time	Lap Time
93	Ciaran O CALLAGHAN	a	3:16.512	1:36.105
44	Mick JORDAN	a	3:22.328	1:37.675
98	Stephen GURNEY	a	3:22.770	1:38.304
57	Adrian LOGUE	b	3:22.818	1:38.754
87	Ian SIMPSON	a	3:24.198	1:38.968
14	Rodney LITTLE	b	3:31.184	1:42.482
82	Conor TOTTEN	b	3:31.531	1:43.048
144	Yvonne MONTGOMERY	a	3:32.333	1:42.723
176	James CHRISTIE	a	3:34.446	1:45.053
128	David SLEITH	a	3:34.730	1:44.746
192	Michael LARKIN	b	3:34.941	1:43.136
18	Stuart ROBB	b	3:42.655	1:49.263

5

No	Name	G	Elapsed Time	Lap Time
93	Ciaran O CALLAGHAN	a	8:07.363	1:37.354
98	Stephen GURNEY	a	8:17.867	1:37.568
44	Mick JORDAN	a	8:20.644	1:40.186
87	Ian SIMPSON	a	8:21.006	1:39.284
57	Adrian LOGUE	b	8:22.722	1:39.903
14	Rodney LITTLE	b	8:32.673	1:39.520
128	David SLEITH	a	8:35.087	1:39.842
82	Conor TOTTEN	b	8:41.489	1:42.400
144	Yvonne MONTGOMERY	a	8:43.461	1:44.273
192	Michael LARKIN	b	8:48.383	1:49.018
176	James CHRISTIE	a	8:50.921	1:45.367
18	Stuart ROBB	b	9:12.561	1:50.442

3

No	Name	G	Elapsed Time	Lap Time
93	Ciaran O CALLAGHAN	a	4:53.344	1:36.832
44	Mick JORDAN	a	5:01.518	1:39.190
98	Stephen GURNEY	a	5:02.132	1:39.362
87	Ian SIMPSON	a	5:03.094	1:38.896
57	Adrian LOGUE	b	5:03.666	1:40.848
14	Rodney LITTLE	b	5:11.181	1:39.997
144	Yvonne MONTGOMERY	a	5:15.702	1:43.369
82	Conor TOTTEN	b	5:15.901	1:44.370
128	David SLEITH	a	5:16.071	1:41.341
192	Michael LARKIN	b	5:17.860	1:42.919
176	James CHRISTIE	a	5:21.069	1:46.623
18	Stuart ROBB	b	5:32.342	1:49.687

6

No	Name	G	Elapsed Time	Lap Time
93	Ciaran O CALLAGHAN	a	9:45.734	1:38.371
98	Stephen GURNEY	a	9:54.805	1:36.938
87	Ian SIMPSON	a	9:56.980	1:35.974
57	Adrian LOGUE	b	10:00.098	1:37.376
44	Mick JORDAN	a	10:00.553	1:39.909
14	Rodney LITTLE	b	10:12.925	1:40.252
128	David SLEITH	a	10:16.167	1:41.080
82	Conor TOTTEN	b	10:23.868	1:42.379
144	Yvonne MONTGOMERY	a	10:25.931	1:42.470
192	Michael LARKIN	b	10:32.600	1:44.217
176	James CHRISTIE	a	10:36.289	1:45.368
18	Stuart ROBB	b	11:03.224	1:50.663

IRISH ROAD RACE SENIOR SUPPORT (subject to confirmation)

2011

					#1	
Pos	No.	Name	Total	Diff	Gap	R1
1	113	Ronan PENTONY	25	0	0	25
2	111	Callum LAIDLAW	20	5	5	20
3	117	Gary MILLER	16	9	4	16
4	116	Robbie LYALL	13	12	3	13
5	106	Bernard DALY	11	14	2	11
6	97	William HARA	10	15	1	10
7	95	Robert GORDON	9	16	1	9
8	78	Mark SHIELS	8	17	1	8
9	103	Reuben McPHEE	7	18	1	7
10	43	Neil VICARS	6	19	1	6
11	41	Nige REA	5	20	1	5
12	174	Rodney PATTON	4	21	1	4
13	91	Neil LYONS	3	22	1	3
14	8	Mark LARKIN	2	23	1	2
15	11	John CAHILL	1	24	1	1

Event Legend

#1 29/04/2011 ROYAL HOTEL & BRAESIDE COOKSTOWN 100

Championship Standings of ULSTER ROAD RACE SENIOR SUPPORT (subject to confirmation) Printed: 30/04/2011 15:54:51

ULSTER ROAD RACE SENIOR SUPPORT (subject to confirmation)

2011

					#1	
Pos	No.	Name	Total	Diff	Gap	R1
1	113	Ronan PENTONY	25	0	0	25
2	111	Callum LAIDLAW	20	5	5	20
3	117	Gary MILLER	16	9	4	16
4	116	Robbie LYALL	13	12	3	13
5	106	Bernard DALY	11	14	2	11
6	97	William HARA	10	15	1	10
7	95	Robert GORDON	9	16	1	9
8	78	Mark SHIELS	8	17	1	8
9	103	Reuben McPHEE	7	18	1	7
10	43	Neil VICARS	6	19	1	6
11	41	Nige REA	5	20	1	5
12	174	Rodney PATTON	4	21	1	4
13	91	Neil LYONS	3	22	1	3
14	8	Mark LARKIN	2	23	1	2
15	11	John CAHILL	1	24	1	1

Event Legend

#1 29/04/2011 ROYAL HOTEL & BRAESIDE COOKSTOWN 100