



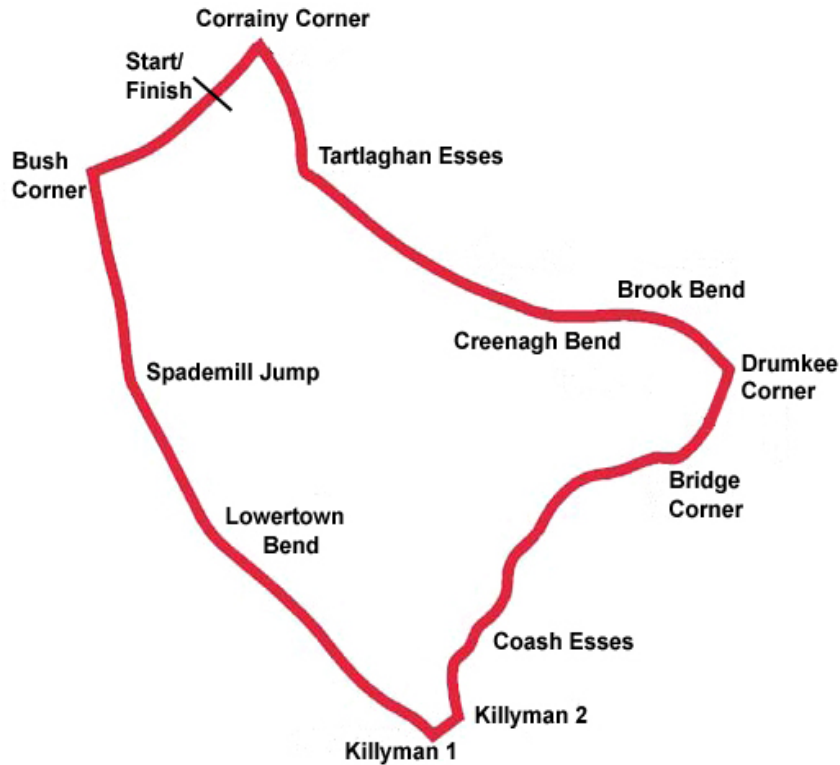
**Friday 24<sup>th</sup> & Saturday 25<sup>th</sup> June 2011**

**promoted by Dungannon & District MCC**  
[www.bushroadraces.com](http://www.bushroadraces.com)

**DUNGANNON & SOUTH TYRONE  
BOROUGH COUNCIL  
SENIOR SUPPORT**



# Bush Circuit 3.3078 miles



## LAP RECORDS

Class	Rider	Machine	m s	mph	Year
125cc	William Dunlop	Honda	2 23.443	83.016	2010
Moto 450	Trevor Ferguson	Yamaha	2 35.937	76.414	2010
250cc	William Dunlop	Honda	2 18.280	86.116	2010
Supersport 400	Joe Phillips	Kawasaki	2 30.508	79.119	2008
Supertwins	John Burrows	Kawasaki 650	2 22.518	83.555	2010
Supersport	William Dunlop	Yamaha	2 14.958	88.235	2010
Superbike	William Dunlop	Yamaha 600	2 11.661	90.445	2010
Senior Support	Craig Shirlaw	Kawasaki 600	2 20.505	84.752	2010
Junior Support	Dean Harrison	Kawasaki 650	2 27.141	80.930	2010
Classic 1000cc	Robert McCrum	Norton Weslake 950	2 31.924	78.382	2010
Classic 500cc	Neill McWhirter	Norton	2 31.551	78.575	2010
Classic 350cc	Adrian McFarland	Honda	2 40.433	74.225	2008
Classic 250cc	Barry Davidson	Honda 198	2 50.292	69.927	2010

## MOST WINS at BUSH ROAD RACE

Ryan Farquhar	6	2008-09
William Dunlop	4	2010
Conor Cummins	3	2007
Nigel Moore	3	2007-09
Barry Davidson	3	2008-10

## ALL TIME IRISH ROAD RACE WINNERS (after North West 200 2011)

Most Wins at All Irish Road Race Meetings			Most Wins at Irish National Road Race Meetings				
1.	Ryan Farquhar	162	1995-11	1.	Ryan Farquhar	152	1995-11
2.	Joey Dunlop	156	1971-00	2.	Joey Dunlop	119	1971-00
3.	Robert Dunlop	135	1980-08	3.	Robert Dunlop	111	1980-08
4.	Ray McCullough	109	1960-82	4.	Ray McCullough	99	1960-82
	Phillip McCallen	109	1987-99	5.	Phillip McCallen	84	1987-99

H2 ENGINEERING BUSH ROAD RACE

SENIOR SUPPORT

Bush 3.308 Miles


R6: Dungannon & S Tyrone Council Senior Support

25/06/2011 13:00

Race (8 Laps)

# Race 6 - SENIOR SUPPORT

		144	96	9
		B	A	
35	93	14	8	
C	B	A		
10	87	114	7	
C	B	A		
81	91	11	6	
C	B	A		
			5	
C	B	A		
	43	60	4	
	B	A		
95	74	57	3	
C	B	A		
97	111	106	2	
C	B	A		
103	113	117	1	
C	B	A		
		POLE POSITION		



# H2 Engineering Bush Road Races

## SENIOR SUPPORT

### Race 6 - Dungannon & S Tyrone Council Senior Support


Saturday, 25 June 2011



Pos	Class	No	Name	Machine / Sponsor	Gp	Laps	Total Time	Behind	Speed	-----Best Lap-----		
										Time	Speed	On
<b>Race Classification</b>												
1	SSEN	114	Alan KENNY	Yamaha 600	b	4	9:41.000		81.983	2:23.416	83.032	3
2	SSEN	117	Gary MILLER	Suzuki 750	a	4	9:56.618	15.618	79.837	2:27.551	80.705	4
3	SSEN	113	Ronan PENTONY	Suzuki 750	a	4	9:56.909	15.909	79.798	2:27.270	80.859	4
4	SSEN	103	Reuben McPHEE	Yamaha 600 - N.J.T. Racing	a	4	10:02.256	21.256	79.090	2:28.304	80.295	3
5	SSEN	95	Robert GORDON	Honda 600	a	4	10:02.952	21.952	78.999	2:27.815	80.561	4
6	SSEN	97	William HARA	Suzuki 600 - Nutt Travel	a	4	10:12.595	31.595	77.755	2:30.911	78.908	3
7	SSEN	43	Neil VICARS	Honda 600	a	3	7:43.540	1 Lap	77.068	2:31.518	78.592	3
8	SSEN	111	Callum LAIDLAW	Yamaha 600	a	3	7:45.815	7.276	76.692	2:33.335	77.661	3
9	SSEN	91	Neil LYONS	Suzuki 750 - DDRRSC	b	3	7:47.367	8.828	76.437	2:34.172	77.239	2
10	SSEN	78	Mark SHIELS	Suzuki 750 - Mongey Racing	a	3	7:51.633	13.094	75.746	2:33.490	77.582	3
11	SSEN	11	John CAHILL	Suzuki 750	b	3	7:52.313	13.774	75.637	2:34.711	76.970	2
12	SSEN	57	Adrian LOGUE	Suzuki 750	a	3	7:53.408	14.869	75.462	2:35.915	76.375	3
13	SSEN	74	Rodney PATTON	Suzuki 600 - N.J.T. Racing	a	3	7:53.909	15.370	75.382	2:35.104	76.775	2
14	SSEN	60	George SCOTT	Honda 600	a	3	7:54.389	15.850	75.306	2:34.606	77.022	2
15	SSEN	81	Julian KIRK	Yamaha 600	b	3	8:07.248	28.709	73.318	2:39.833	74.503	3
16	SSEN	87	Ian SIMPSON	Yamaha 600	b	3	8:07.690	29.151	73.252	2:40.994	73.966	3
17	SSEN	35	Colin McWHIRTER	Yamaha 600 - DMcW Racing	b	3	8:08.072	29.533	73.195	2:40.907	74.006	3
18	SSEN	14	Rodney LITTLE	Yamaha 600	b	3	8:25.450	46.911	70.678	2:44.702	72.301	3
19	SSEN	144	Yvonne MONTGOMERY	Suzuki 600	b	3	8:26.821	48.282	70.487	2:46.749	71.413	2
<b>Fastest Lap</b>												
	SSEN	114	Alan KENNY	Yamaha 600	b					2:23.416	83.032	3
<b>Not Classified</b>												
DNF	SSEN	106	Bernard DALY	Suzuki 750 - George Tugwell DDRRSC	a	3	7:38.539	1 Lap	77.909	2:30.766	78.984	3

Provisional result to be confirmed by the Stewards of the Meeting subject to completion of technical inspections & the time limit for protests

Page 1 / 1

Circuit	<b>Bush</b>	Signed		Organising Club	<b>Dungannon &amp; District MCC</b>
Length(miles)	<b>3.3078</b>		Chief Timekeeper	Race Started	<b>15:55</b>
Weather	<b>Cloudy, 24°C, 59%RH</b>	Issued At:	16:09	Gp Time Diff - b	<b>15.47</b>
Track	<b>Dry</b>				



MCUI Ulster  
Centre Timing  
powered by  
e-Laps timing software

www.elaps-timing.com



# H2 Engineering Bush Road Races

## SENIOR SUPPORT

Race 6 - Dungannon & S Tyrone Council Senior Support

Saturday, 25 June 2011

## DETAILED RESULT



### Race Classification

#### **1** 114 Alan KENNY

Total Time **9:41.000** Avg Speed **81.983** Behind  
 Best Time **2:23.416** Best Speed **83.032** On **3** Gp **b**

Lap	Elapsed Time	Lap Time	Lap Speed
1	2:28.225	2:28.225	80.338
2	4:52.738	2:24.513	82.401
3	7:16.154	2:23.416	83.032
4	9:41.000	2:24.846	82.212

#### **2** 117 Gary MILLER

Total Time **9:56.618** Avg Speed **79.837** Behind **15.618**  
 Best Time **2:27.551** Best Speed **80.705** On **4** Gp **a**

Lap	Elapsed Time	Lap Time	Lap Speed
1	2:31.938	2:31.938	78.375
2	5:01.202	2:29.264	79.779
3	7:29.067	2:27.865	80.533
4	9:56.618	2:27.551	80.705

#### **3** 113 Ronan PENTONY

Total Time **9:56.909** Avg Speed **79.798** Behind **15.909**  
 Best Time **2:27.270** Best Speed **80.859** On **4** Gp **a**

Lap	Elapsed Time	Lap Time	Lap Speed
1	2:30.941	2:30.941	78.892
2	5:00.618	2:29.677	79.559
3	7:29.639	2:29.021	79.909
4	9:56.909	2:27.270	80.859

#### **4** 103 Reuben McPHEE

Total Time **10:02.256** Avg Speed **79.090** Behind **21.256**  
 Best Time **2:28.304** Best Speed **80.295** On **3** Gp **a**

Lap	Elapsed Time	Lap Time	Lap Speed
1	2:36.369	2:36.369	76.154
2	5:05.055	2:28.686	80.089
3	7:33.359	2:28.304	80.295
4	10:02.256	2:28.897	79.975

#### **5** 95 Robert GORDON

Total Time **10:02.952** Avg Speed **78.999** Behind **21.952**  
 Best Time **2:27.815** Best Speed **80.561** On **4** Gp **a**

Lap	Elapsed Time	Lap Time	Lap Speed
1	2:37.888	2:37.888	75.421
2	5:07.300	2:29.412	79.700
3	7:35.137	2:27.837	80.549
4	10:02.952	2:27.815	80.561

### Race Classification

#### **6** 97 William HARA

Total Time **10:12.595** Avg Speed **77.755** Behind **31.595**  
 Best Time **2:30.911** Best Speed **78.908** On **3** Gp **a**

Lap	Elapsed Time	Lap Time	Lap Speed
1	2:37.125	2:37.125	75.787
2	5:08.995	2:31.870	78.410
3	7:39.906	2:30.911	78.908
4	10:12.595	2:32.689	77.989

#### **7** 43 Neil VICARS

Total Time **7:43.540** Avg Speed **77.068** Behind **1 Lap**  
 Best Time **2:31.518** Best Speed **78.592** On **3** Gp **a**

Lap	Elapsed Time	Lap Time	Lap Speed
1	2:39.566	2:39.566	74.628
2	5:12.022	2:32.456	78.108
3	7:43.540	2:31.518	78.592

#### **8** 111 Callum LAIDLAW

Total Time **7:45.815** Avg Speed **76.692** Behind **7.276**  
 Best Time **2:33.335** Best Speed **77.661** On **3** Gp **a**

Lap	Elapsed Time	Lap Time	Lap Speed
1	2:38.528	2:38.528	75.117
2	5:12.480	2:33.952	77.349
3	7:45.815	2:33.335	77.661

#### **9** 91 Neil LYONS

Total Time **7:47.367** Avg Speed **76.437** Behind **8.828**  
 Best Time **2:34.172** Best Speed **77.239** On **2** Gp **b**

Lap	Elapsed Time	Lap Time	Lap Speed
1	2:37.584	2:37.584	75.567
2	5:11.756	2:34.172	77.239
3	7:47.367	2:35.611	76.525

#### **10** 78 Mark SHIELS

Total Time **7:51.633** Avg Speed **75.746** Behind **13.094**  
 Best Time **2:33.490** Best Speed **77.582** On **3** Gp **a**

Lap	Elapsed Time	Lap Time	Lap Speed
1	2:43.111	2:43.111	73.006
2	5:18.143	2:35.032	76.810
3	7:51.633	2:33.490	77.582

# H2 Engineering Bush Road Races

## SENIOR SUPPORT

Race 6 - Dungannon & S Tyrone Council Senior Support

Saturday, 25 June 2011

## DETAILED RESULT



### Race Classification

#### 11 11 John CAHILL

Total Time **7:52.313** Avg Speed **75.637** Behind **13.774**  
Best Time **2:34.711** Best Speed **76.970** On **2** Gp **b**

Lap	Elapsed Time	Lap Time	Lap Speed
1	2:40.174	2:40.174	74.345
2	5:14.885	2:34.711	76.970
3	7:52.313	2:37.428	75.641

#### 12 57 Adrian LOGUE

Total Time **7:53.408** Avg Speed **75.462** Behind **14.869**  
Best Time **2:35.915** Best Speed **76.375** On **3** Gp **a**

Lap	Elapsed Time	Lap Time	Lap Speed
1	2:41.028	2:41.028	73.950
2	5:17.493	2:36.465	76.107
3	7:53.408	2:35.915	76.375

#### 13 74 Rodney PATTON

Total Time **7:53.909** Avg Speed **75.382** Behind **15.370**  
Best Time **2:35.104** Best Speed **76.775** On **2** Gp **a**

Lap	Elapsed Time	Lap Time	Lap Speed
1	2:43.691	2:43.691	72.747
2	5:18.795	2:35.104	76.775
3	7:53.909	2:35.114	76.770

#### 14 60 George SCOTT

Total Time **7:54.389** Avg Speed **75.306** Behind **15.850**  
Best Time **2:34.606** Best Speed **77.022** On **2** Gp **a**

Lap	Elapsed Time	Lap Time	Lap Speed
1	2:45.036	2:45.036	72.154
2	5:19.642	2:34.606	77.022
3	7:54.389	2:34.747	76.952

#### 15 81 Julian KIRK

Total Time **8:07.248** Avg Speed **73.318** Behind **28.709**  
Best Time **2:39.833** Best Speed **74.503** On **3** Gp **b**

Lap	Elapsed Time	Lap Time	Lap Speed
1	2:46.422	2:46.422	71.554
2	5:27.415	2:40.993	73.966
3	8:07.248	2:39.833	74.503

### Race Classification

#### 16 87 Ian SIMPSON

Total Time **8:07.690** Avg Speed **73.252** Behind **29.151**  
Best Time **2:40.994** Best Speed **73.966** On **3** Gp **b**

Lap	Elapsed Time	Lap Time	Lap Speed
1	2:45.036	2:45.036	72.154
2	5:26.696	2:41.660	73.661
3	8:07.690	2:40.994	73.966

#### 17 35 Colin McWHIRTER

Total Time **8:08.072** Avg Speed **73.195** Behind **29.533**  
Best Time **2:40.907** Best Speed **74.006** On **3** Gp **b**

Lap	Elapsed Time	Lap Time	Lap Speed
1	2:45.408	2:45.408	71.992
2	5:27.165	2:41.757	73.617
3	8:08.072	2:40.907	74.006

#### 18 14 Rodney LITTLE

Total Time **8:25.450** Avg Speed **70.678** Behind **46.911**  
Best Time **2:44.702** Best Speed **72.301** On **3** Gp **b**

Lap	Elapsed Time	Lap Time	Lap Speed
1	2:53.884	2:53.884	68.483
2	5:40.748	2:46.864	71.364
3	8:25.450	2:44.702	72.301

#### 19 144 Yvonne MONTGOMERY

Total Time **8:26.821** Avg Speed **70.487** Behind **48.282**  
Best Time **2:46.749** Best Speed **71.413** On **2** Gp **b**

Lap	Elapsed Time	Lap Time	Lap Speed
1	2:53.209	2:53.209	68.750
2	5:39.958	2:46.749	71.413
3	8:26.821	2:46.863	71.364

### Not Classified

#### DNF 106 Bernard DALY

Total Time **7:38.539** Avg Speed **77.909** Behind **1 Lap**  
Best Time **2:30.766** Best Speed **78.984** On **3** Gp **a**

Lap	Elapsed Time	Lap Time	Lap Speed
1	2:35.976	2:35.976	76.346
2	5:07.773	2:31.797	78.447
3	7:38.539	2:30.766	78.984



MCUI Ulster  
Centre Timing  
powered by  
e-Laps timing software

www.elaps-timing.com



**IRISH ROAD RACE SENIOR SUPPORT (subject to confirmation)**

2011

Pos	No.	Name	Total	Diff	Gap	#1 #2 #3		
						R1	R1	R1
1	117	Gary MILLER	61	0	0	16	25	20
2	113	Ronan PENTONY	41	20	20	25	x	16
3	103	Reuben McPHEE	36	25	5	7	16	13
4	78	Mark SHIELS	34	27	2	8	20	6
5	97	William HARA	30	31	4	10	10	10
6	111	Callum LAIDLAW	28	33	2	20	x	8
7	114	Alan KENNY	25	36	3	x	x	25
8	106	Bernard DALY	22	39	3	11	11	x
9	95	Robert GORDON	20	41	2	9	x	11
10	57	Adrian LOGUE	17	44	3	x	13	4
11	74	Rodney PATTON	16	45	1	4	9	3
12	43	Neil VICARS	15	46	1	6	x	9
13	116	Robbie LYALL	13	48	2	13	x	x
14	91	Neil LYONS	10	51	3	3	x	7
15	60	George SCOTT	10	51	0	x	8	2
16	11	John CAHILL	9	52	1	1	3	5
17	21	Roy SCOTT	7	54	2	x	7	x
18	84	Paddy WOODSIDE	6	55	1	x	6	x
19	176	James CHRISTIE	5	56	1	x	5	x
20	41	Nige REA	5	56	0	5	x	x
21	46	Stephen WILSON	4	57	1	x	4	x
22	81	Julian KIRK	3	58	1	x	2	1
23	8	Mark LARKIN	3	58	0	2	1	x

**Event Legend**

#1	29/04/2011	ROYAL HOTEL & BRAESIDE COOKSTOWN 100	#3	24/06/2011	H2 ENGINEERING BUSH ROAD RACE
#2	06/05/2011	AROUND A POUND TANDRAGEE 100			

**ULSTER ROAD RACE SENIOR SUPPORT (subject to confirmation)**

2011

Pos	No.	Name	Total	Diff	Gap	#1 #2 #3		
						R1	R1	R1
1	117	Gary MILLER	61	0	0	16	25	20
2	113	Ronan PENTONY	41	20	20	25	x	16
3	103	Reuben McPHEE	36	25	5	7	16	13
4	78	Mark SHIELS	34	27	2	8	20	6
5	97	William HARA	30	31	4	10	10	10
6	111	Callum LAIDLAW	28	33	2	20	x	8
7	114	Alan KENNY	25	36	3	x	x	25
8	106	Bernard DALY	22	39	3	11	11	x
9	95	Robert GORDON	20	41	2	9	x	11
10	57	Adrian LOGUE	17	44	3	x	13	4
11	74	Rodney PATTON	16	45	1	4	9	3
12	43	Neil VICARS	15	46	1	6	x	9
13	116	Robbie LYALL	13	48	2	13	x	x
14	91	Neil LYONS	10	51	3	3	x	7
15	60	George SCOTT	10	51	0	x	8	2
16	11	John CAHILL	9	52	1	1	3	5
17	21	Roy SCOTT	7	54	2	x	7	x
18	84	Paddy WOODSIDE	6	55	1	x	6	x
19	176	James CHRISTIE	5	56	1	x	5	x
20	41	Nige REA	5	56	0	5	x	x
21	46	Stephen WILSON	4	57	1	x	4	x
22	81	Julian KIRK	3	58	1	x	2	1
23	8	Mark LARKIN	3	58	0	2	1	x

**Event Legend**

#1	29/04/2011	ROYAL HOTEL & BRAESIDE COOKSTOWN 100	#3	24/06/2011	H2 ENGINEERING BUSH ROAD RACE
#2	06/05/2011	AROUND A POUND TANDRAGEE 100			